DATA CENTRE

Accessories for organising data centre cabling

IX/24 - 0960 0016 0009 E

SES-STERLING®
www.ses-sterling.com

Products conform to **Directive RoHS**
Produits conformes à la **Directive RoHS**
Produkte, die der **RoHS-Richtlinie** entsprechen

Products certified **halogen free**
Produits certifiés **sans halogène**
Halogenfreie Produkte

REACH

We ensure close control of the REACH Regulation.
To contact the department responsible for REACH: tech@ses-sterling.com

Nous assurons un suivi rigoureux du Règlement REACH.
Pour contacter le responsable REACH : tech@ses-sterling.com

Wir sorgen für ein genaues Einhalten der REACH-Verordnung.
Um den REACH-Verantwortlichen zu kontaktieren: technik@ses-sterling.com

001	white	blanc	weiß
002	blue	bleu	blau
003	green	vert	grün
004	yellow	jaune	gelb
005	orange	orange	orange
006	brown	brun	braun
007	red	rouge	rot
008	purple	violet	violett
010	black	noir	schwarz
013	grey	gris	grau
015	pink	rose	rosa
020	light blue	bleu clair	hellblau
022	light green	vert clair	hellgrün
060	yellow/green	jaune/vert	gelb/grün
097	silver	argent	silber
098	turquoise	turquoise	türkis

SES-STERLING
www.ses-sterling.com

CONTENT

Solutions for Data Centres

Organising the cable management of a Data Centre is an important part of the installation, both when setting up the infrastructure and when adding peripheral equipment (servers, racks, routers, etc.) at a later date, or when carrying out repairs. SES-STERLING offers you a selection of halogen-free cabling accessories adapted to this specific environment to :

- protect and isolate,
- identify,
- conduct and secure your cables throughout the infrastructure
- make subsequent management easier.

Page	Product	Material	Flame resistance	Operating temperatures
Protection and insulation - Insulating sleevings				
3	Spiral binding PLIOSPIRE PE	PE	-	-50 to +85°C
3	Spiral binding PLIOSPIRE PA	PA	HB UL94	-40 to +120°C
4	Protection tubing PLIOZIP	PP	HB UL94	-30 to +85°C
6	Braided sleeving PLIOSIL-PET et PET-S	PET	V2 UL94 self-extinguishing	-50° to +130°C
8	Braided sleeving PLIOSIL-PA	PA	V2 UL94 self-extinguishing	-55° to +135°C
9	Self closing textile split braided sleeving PLIOSIL WS	PET	V0 UL94 self-extinguishing	-50° to +150°C
10	Corrugated flexible conduit slit PWYS PLIOWELL	PA	self-extinguishing acc. to EN50086	-40° to +120°C
11	Clips PWCL	PA	V2 UL94 self-extinguishing acc. to EN61386	-40° to +135°C
Protection and insulation - Sealing accessories				
12	Cable glands PLIO-PE	PA	-	-20 to +100°C
13	Caps and protectors	PA	-	-20 to +100°C
14	Sealing grommets DX	EPDM	-	-40 to +100°C
Marking - Identification of installations				
15	Marker cards SES-MARKERS «Danger»	Polyester with adhesive	self-extinguishing	-40°C to +150°C
16	Plates PBC-LASER	Acrylic	-	-40 to +80°C
17	Printer PLIOMARK-PRINT EOS5	-	-	-
18	Bands and adhesives TA foam	Polyester foam with adhesive	-	-40° to +90°C
19	Printer LETATWIN	-	-	-
20	Adhesives strips LM-TP	Polyester foam with adhesive	-	-30 to +90°C
Marking - Identification of cables				
20	Band M1P-BAND10	PE	-	-10 to +65°C
21	Gaine thermorétractable PLIOFINE BX-P	Cross-linked polyolefin	-	-55 to +105°C

CONTENT

Solutions for Data Centres

Page	Product	Material	Flame resistance	Operating temperatures
Marking - Identification of cables				
22	Sheets SES-EV	PET	-	-40 to +125°C
23	Marking carriers PR	EVA	-	-10 to +65°C
24	Labels LMB	PET	-	-40 to +125°C
24	Profils 14-1177	PC/ASA	V0 UL94 self-extinguishing	-20 to +60°C
25	Printed carriers PLIO® LASER engraved	PP	V0 UL94 self-extinguishing	-20 to +90°C
Marking – Identification systems				
26	Identification system PLIOGRIP	POM	HB UL94	-40° to +90°C
29	Identification system PLIO SNAP +®	POM	HB UL94	-40° to +90°C
32	Carriers LFL 2H	PET	-	-40 to +125°C
33	Label holder PLIO CLICK	EVA	-	-20° to +65°C
Cable fixing - Cable ties and clamps				
34	Cable ties BELTO HT	PA	V2 UL94 self-extinguishing	-40 to +110°C
35	Snap in cable ties SES-QUICK	PA	V2 UL94 self-extinguishing	-40 to +85°C
36	Cable ties SES-QUICK SL-V0	PA	V0 UL94 self-extinguishing	-40 to +100°C
37	Cable ties SES-TW	PA	V2 UL94 self-extinguishing	-40 to +85°C
38	Self fastening SES-WRAP cable ties and bands	crochets : PP bande : PA	-	-20 to +105°C
39	Cable ties SES-CX	PA	V2 UL94 self-extinguishing	-40 to +130°C
40	Cable clamps SES-CN	PA	HB UL94	-40 to +130°C
41	Tie cradle TM	PA	V2 UL94 self-extinguishing	-40 to +85°C
Cable management - Cable trunking and accessories				
42	Cable trunking GN-HF-A6/4	PC/ABS	V0 UL94 self-extinguishing	-25 to +90°C
43	Flexible conduit PLIOFLEX	PP	V2 UL94 self-extinguishing	-40 to +70°C (screw fixing) -40 to +60°C (adhesive fixing)
44	Cable guides PLIOCATCH 1U-W and 2U-W	PA	V2 UL94 self-extinguishing	-40 to +85°C
45	Cable lock PLIOCATCH with screw	PA	V2 UL94 self-extinguishing	-40 to +85°C
46	Cable lock PLIOCATCH to clip	PA	V2 UL94 Auto-extinguible	-40 to +85°C
47	Cable guide PLIOCATCH DELTA	PA	V2 UL94 self-extinguishing	-40 to +85°C
Wiring tools - Stripping tools				
48	Stripping tool SES-JOKARI CAT 1	-	-	-
48	Stripping tool SES-JOKARI FIBRE STRIP LC	-	-	-

PLIOSPIRE

	PE	PA
Materials:	polyethylene	polyamid weather resistant
Operating temperatures:	-50 to +85°C	-40 to +120°C
Tensile strength:	12 MPa	35 MPa
Ultimate elongation:	550 %	240 %
Dielectric strength:	>25 kV/mm	16 kV/mm
Flammability:	-	HB UL94



type	natural 018	red 007	orange 005	blue 002	yellow 004	grey 013	black 010	capacity Ø mm	Ø o.d. mm	wall thickness (mm)	helix pitch mm	m
	article number											
PE 3	0819 0001 018	0819 0024 007	0819 0024 005	0819 0024 002	0819 0024 004	0819 0004 013	0819 0004 010	1,5...7	3	0,75	5	50
PE 6	0819 0002 018	0819 0025 007	0819 0025 005	0819 0025 002	0819 0025 004	0819 0005 013	0819 0005 010	5...20	6	0,8	12	25*
PE 12	0819 0003 018	0819 0026 007	0819 0026 005	0819 0026 002	0819 0026 004	0819 0006 013	0819 0006 010	10...40	12	1	16	25*
PE 17	0819 0029 018	-	-	-	-	-	0819 0029 010	20...60	17	1,4	24	25
PE 22	0819 0021 018	-	-	-	-	-	0819 0022 010	25...100	22	1,4	24	25

type	article number black 010	capacity Ø mm	Ø o.d. mm	wall thickness mm	helix pitch mm	m
PA 3	0819 0016 010	2...7	3	0,4	5	50
PA 6	0819 0017 010	5...20	6	0,6	8	25*
PA 12	0819 0018 010	10...40	12	0,8	10	25*

* To facilitate the hooping, a PLIOSPIRE guide is delivered with each package for types 6 and 12.

All PLIOSPIRE cable bindings can be supplied in customised lengths. Please ask our sales staff.

• PLIOSPIRE Tool (for easier application)

type	article number	for types	pces
Tool	0819 0101 001	6 - 12	10

Operating instruction in video

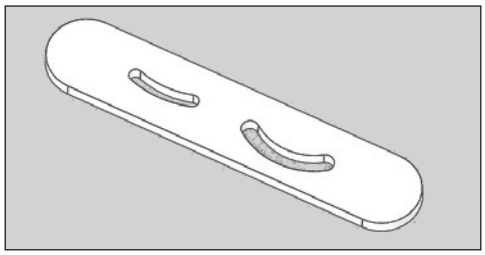

How to use the PLIOSPIRE tool:

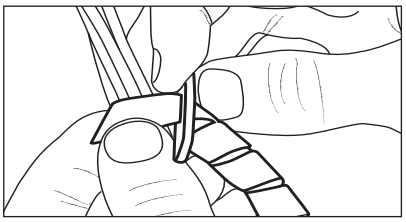

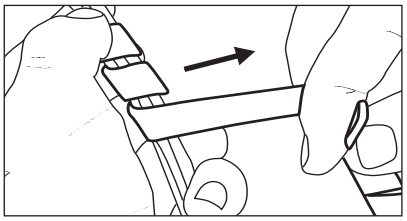

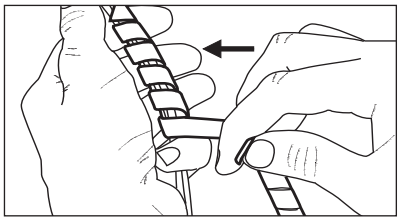

PLIOZIP

Material:	PP
Colours:	white, orange, black, light grey, silver
Operating temperatures:	-30 to +85°C (+90°C short time)
Dielectric strength:	>20 kV/mm
Flame resistance:	HB UL94
Chemical resistance:	good against most solvents and chemical agents, mineral fats and oils, gasoline....

Applications: hold and protection of cable harnesses in fixed or mobile electrical installations, especially in mechanical engineering and panel construction.



Example for order:

	code group				detail article				code colour		
	0	8	2	0	x	x	x	x	x	x	x

Colours:

001	005*	010	025	097
white	orange	black	light grey	silver

* The orange colour is only available in coils.

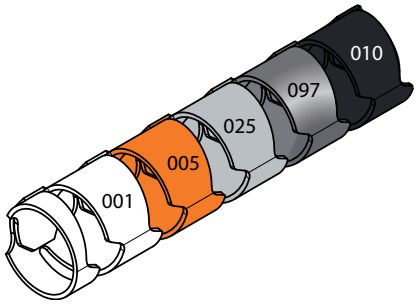

• In coils

type	art. no. in roll	nominal Ø mm	wall thickness mm	capacity Ø max. mm	m
PLIOZIP 08 PP	0820 0001 ***	**8**	0,8	10	100
PLIOZIP 15 PP	0820 0002 ***	**15**	0,8	16	50
PLIOZIP 20 PP	0820 0003 ***	**20**	0,9	23	30
PLIOZIP 25 PP	0820 0004 ***	**25**	1	25	20
PLIOZIP 32 PP	0820 0005 ***	**32**	1,3	32	15

• In lengths of 2 m

type	art. no. in lengths	nominal Ø mm	wall thickness mm	capacity Ø max. mm	m
PLIOZIP 15 PP L2	0820 0012 ***	**15**	0,8	16	2
PLIOZIP 20 PP L2	0820 0013 ***	**20**	0,9	23	2
PLIOZIP 25 PP L2	0820 0014 ***	**25**	1	25	2

Bag available with a European suspension hole.

Other colours and lengths available upon request.

Mounting tool
for protection tubing

type	art. no.	for tubing	pce
PLIOZIP 08	0820 0101 000	PLIOZIP 08	1
PLIOZIP 15	0820 0102 000	PLIOZIP 15	1
PLIOZIP 20/25	0820 0103 000	PLIOZIP 20 - PLIOZIP 25	1
PLIOZIP 32	0820 0105 000	PLIOZIP 32	1

In every pack there is a mounting tool in PP. These tools can be ordered additionally or as a replacement.



Operating instruction







Operating instruction in video

Expandable braided sleeving
in Polyethylene Terephthalate

PLIOSIL-PET

HF RoHS

PET Expansion ratio 1 to 2

Material:	PET
Covering:	≥ 70%
Operating temperatures:	-50 to +130°C
Melting point:	+260°C
Flame resistance:	self-extinguishing V2 UL94
Specifications:	EN 45545 halogen free

Applications: soft, flexible tubing for general use in the assembly of electrical wires in electrical cabinets and automation. Approved for rolling stock, this sheath is also used in the rail industry.



• Boxes

type		article number black 010	article number grey 013	cover according to DIN 65164	expansion in Ø (mm)	m
PET	3	0624 0001 010	0624 0001 013	85%	2 ... 6	100
PET	4	0624 0002 010	0624 0002 013	89%	3 ... 8	100
PET	5	0624 0003 010	0624 0003 013	84%	4 ... 10	100
PET	6	0624 0004 010	0624 0004 013	81%	6 ... 12	100
PET	8	0624 0005 010	0624 0005 013	80%	8 ... 16	100
PET	10	0624 0006 010	0624 0006 013	78%	10 ... 20	100
PET	12	0624 0007 010	0624 0007 013	77%	12 ... 24	50
PET	15	0624 0008 010	0624 0008 013	76%	15 ... 27	50
PET	20	0624 0009 010	0624 0009 013	70%	19 ... 32	25
PET	25	0624 0010 010	0624 0010 013	74%	24 ... 38	25
PET	30	0624 0011 010	0624 0011 013	77%	28 ... 47	25
PET	40	0624 0013 010	0624 0013 013	74%	40 ... 63	25
PET	50	0624 0015 010	0624 0015 013	79%	45 ... 75	25
PET	60	0624 0016 010	0624 0016 013	83%	48 ... 92	25

• Industrial pack - on reel - long lengths

type		article number black 010	article number grey 013	cover according to DIN 65164	expansion in Ø (mm)	m
PET	3 indus	0624 0201 010	0624 0201 013	85%	2 ... 6	1000
PET	4 indus	0624 0202 010	0624 0202 013	89%	3 ... 8	1000
PET	5 indus	0624 0203 010	0624 0203 013	84%	4 ... 10	400
PET	6 indus	0624 0204 010	0624 0204 013	81%	6 ... 12	400
PET	8 indus	0624 0205 010	0624 0205 013	80%	8 ... 16	300
PET	10 indus	0624 0206 010	0624 0206 013	78%	10 ... 20	300
PET	12 indus	0624 0207 010	0624 0207 013	77%	12 ... 24	300
PET	15 indus	0624 0208 010	0624 0208 013	76%	15 ... 27	300
PET	20 indus	0624 0209 010	0624 0209 013	70%	19 ... 32	200
PET	25 indus	0624 0210 010	0624 0210 013	74%	24 ... 38	200
PET	30 indus	0624 0211 010	0624 0211 013	77%	28 ... 47	150
PET	40 indus	0624 0213 010	0624 0213 013	74%	40 ... 63	100
PET	50 indus	0624 0215 010	0624 0215 013	79%	45 ... 75	100
PET	60 indus	0624 0216 010	0624 0216 013	83%	48 ... 92	50

Expandable braided sleeving
in Polyethylene Terephthalate

PLIOSIL-PET
PLIOSIL-PET-S

HF RoHS

• Dispenser box - short length (10 m)

type	article number black 010	article number grey 013	cover according to DIN 65164	expansion in Ø (mm)	m
PET 3 x 10 m	0624 0401 010	0624 0401 013	85%	2 ... 6	10
PET 4 x 10 m	0624 0402 010	0624 0402 013	89%	3 ... 8	10
PET 5 x 10 m	0624 0403 010	0624 0403 013	84%	4 ... 10	10
PET 6 x 10 m	0624 0404 010	0624 0404 013	81%	6 ... 12	10
PET 8 x 10 m	0624 0405 010	0624 0405 013	80%	8 ... 16	10
PET 10 x 10 m	0624 0406 010	0624 0406 013	78%	10 ... 20	10
PET 12 x 10 m	0624 0407 010	0624 0407 013	77%	12 ... 24	10
PET 15 x 10 m	0624 0408 010	0624 0408 013	76%	15 ... 27	10
PET 20 x 10 m	0624 0409 010	0624 0409 013	70%	19 ... 32	10
PET 25 x 10 m	0624 0410 010	0624 0410 013	74%	24 ... 38	10
PET 30 x 10 m	0624 0411 010	0624 0411 013	77%	28 ... 47	10
PET 40 x 10 m	0624 0413 010	0624 0413 013	74%	40 ... 63	10

PET-S

Expansion ratio 1 to 3

Material: PET
Covering: ≥ 55%
Operating temperatures: -50 to +130°C
Melting point: +260°C
Flame resistance: self-extinguishing V2 UL94
Specifications: EN45545 halogen free

Applications: with its high expansion rate, this sleeve covers a wide range of uses (bulky connectors) or irregular shapes.



• Box

type	article number black 010	article number grey 013	cover according to DIN 65164	expansion in Ø (mm)	m
PET-S 15	0624 0018 010	0624 0018 013	78%	10 ... 30	25
PET-S 35	0624 0019 010	0624 0019 013	55%	20 ... 60	25

General catalogue: page A6/5-01 A6/5-02

leeves in lengths on request

Expandable braided sleeving
in polyamide 6.6

PLIOSIL-PA

HF RoHS

PA

Material: PA6.6
Covering: ≥ 80%
Operating temperatures: -55 to +135°C
Melting point: +255°C
Flame resistance: self-extinguishing V2 UL94
Specifications: halogen free

Applications: developed for aesthetic applications, this sleeve has a high covering power and very good abrasion resistance. It is used in industry, aeronautics, rolling stock, etc. The orange version is designed for electric and hybrid vehicle applications to identify high-voltage circuits.



• Boxes

type		article number black 010	grey 013	New orange 005	cover according to DIN 65164	expansion in Ø (mm)	m
PA	4	0624 0022 010	0624 0022 013	0624 0022 005	84%	3 ... 7	100
PA	6	0624 0023 010	0624 0023 013	0624 0023 005	85%	5 ... 8	100
PA	8	0624 0024 010	0624 0024 013	0624 0024 005	83%	7 ...10	100
PA	10	0624 0025 010	0624 0025 013	0624 0025 005	84%	9 ...13	50
PA	12	0624 0026 010	0624 0026 013	0624 0026 005	84%	11 ...16	50
PA	16	0624 0027 010	0624 0027 013	0624 0027 005	83%	15 ...21	50
PA	20	0624 0028 010	0624 0028 013	0624 0028 005	81%	20 ...26	50
PA	25	0624 0030 010	0624 0030 013	0624 0030 005	85%	24 ...31	50
PA	30	0624 0031 010	0624 0031 013	0624 0031 005	86%	28 ...38	50
PA	40	0624 0032 010	0624 0032 013	0624 0032 005	80%	38 ...50	50

• Industrial pack - on reel - long lenght

type		article number black 010	grey 013	cover according to DIN 65164	expansion in Ø (mm)	m
PA	4 indus	0624 0222 010	0624 0222 013	84%	3 ... 7	1000
PA	6 indus	0624 0223 010	0624 0223 013	85%	5 ... 8	400
PA	8 indus	0624 0224 010	0624 0224 013	83%	7 ...10	300
PA	10 indus	0624 0225 010	0624 0225 013	84%	9 ...13	300
PA	12 indus	0624 0226 010	0624 0226 013	84%	11 ...16	300
PA	16 indus	0624 0227 010	0624 0227 013	83%	15 ...21	300
PA	20 indus	0624 0228 010	0624 0228 013	81%	20 ...26	200
PA	25 indus	0624 0230 010	0624 0230 013	85%	24 ...31	200
PA	30 indus	0624 0231 010	0624 0231 013	86%	28 ...38	150
PA	40 indus	0624 0232 010	0624 0232 013	80%	38 ...50	100

General catalogue: page A6/5-01 A6/5-02

leeves in lengths on request

PLIOSIL WS

Material: PET
Colour: black
Operating temperatures: -50 to +150°C
Flame resistance: V0 UL94

Application: Textile split braided sleeving for assembly after wiring, with easy and quick addition of new cables. Self-closing, with overlapping for a clean closure and optimal mechanical protection. Very flexible, it allows to bend and conform to irregular shapes, without stiffening the cable harnesses.

Note: Easy and clean cutting when cold or hot



type	int. Ø (mm)	article number	m	article number	m
PLIOSIL WS005	5	0640 0005 010	100	0640 0105 010	5
PLIOSIL WS008	8	0640 0008 010	100	0640 0108 010	5
PLIOSIL WS010	10	0640 0010 010	100	0640 0110 010	5
PLIOSIL WS013	13	0640 0013 010	50	0640 0113 010	5
PLIOSIL WS016	16	0640 0016 010	50	0640 0116 010	5
PLIOSIL WS019	19	0640 0019 010	25	0640 0119 010	5
PLIOSIL WS025	25	0640 0025 010	25	0640 0125 010	5
PLIOSIL WS029	29	0640 0029 010	25	0640 0129 010	5
PLIOSIL WS032	32	0640 0032 010	25	0640 0132 010	5
PLIOSIL WS038	38	0640 0038 010	25	0640 0138 010	5
PLIOSIL WS050	50	0640 0050 010	25	0640 0150 010	5

New

Packaging for **lengths of 5 m**:
types WS005 to WS016 in distribution boxes,
types WS019 to WS050 in cardboard reel.

Operating instruction in video

General catalogue: page A6/5-02 D4/1-01

Corrugated flexible conduit slit
in Polyamid 6
Phosphorus and sulphur free

PLIOWELL PWYS

HF RoHS

PWYS slit

Material: PA6
Colour: black
Temperatures of use: -40 to +120°C
Flame resistance: self-extinguishing to EN50086
Specifications: halogen, phosphorus and sulphur free
UV resistant

Applications: wiring of electrical bundles (addition of wire or cables easier on an existing installation). Adapted to the automotive market.

type	art. no.	Ø A mm	Ø B mm	bending radius mm	m
PWYS 8	0630 0250 010	6,5	10	15	50
PWYS 10	0630 0251 010	8,5	11,5	20	50
PWYS 12	0630 0252 010	10	13	25	50
PWYS 16	0630 0253 010	12,8	16,1	35	50
PWYS 18	0630 0254 010	14,2	18,5	40	50
PWYS 20	0630 0255 010	16,9	21,2	40	50
PWYS 25	0630 0256 010	21,4	25,4	45	50
PWYS 28	0630 0257 010	23	28,5	45	50
PWYS 32	0630 0258 010	28,3	34,5	55	50
PWYS 40	0630 0259 010	35,7	42,5	65	25
PWYS 50	0630 0260 010	47,4	54,5	80	25

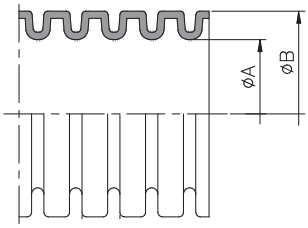

page 11

Clips PWCL

Material: PA 6.6
Colour: black
Operating temperatures: -40 to +135°C
Flame resistance: V2 UL94
Specifications: Halogen, phosphorus and sulphur free
self extinguishing to EN 61386

Applications: monobloc support for conduit with a single passage for fast assembly. A simple pressure is enough to fix the conduit in the support. Secure lid. Fixing by screw M6. Ribbed interior to stop the traction on the conduit. Used with all PLIOWELL conduits whatever the step is.

type	article number	nominal-Ø conduit mm	pces
PWCL10	0631 1130 010	10	10
PWCL13	0631 1131 010	13	10
PWCL16	0631 1132 010	16	10
PWCL18	0631 1139 010	18	10
PWCL21	0631 1133 010	21	10
PWCL25	0631 1138 010	25	10
PWCL28	0631 1134 010	28	10
PWCL34	0631 1135 010	34	10
PWCL42	0631 1136 010	42	5
PWCL54	0631 1137 010	54	5

page 10

PLIO-PE

Material:	**Body:**	PA 6
	O-ring:	TPV
Colours:		grey - black - light grey
Protection rating:		IP 68
Temperature range:		-20 to +100°C permanent
Specifications:		EN62444

Applications : Anti-vibration mecanical tightening. Blocking part with multiple facets that guarantee an equal compression against cable and an optimal resistance against tensile strength.

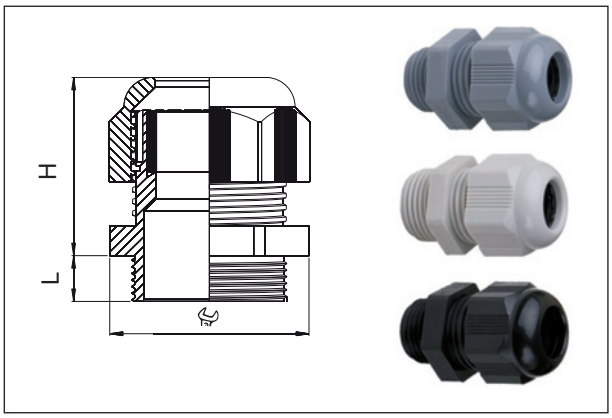

Standard colours:

013	010	025
grey	black	light grey

Example for order:

code group				detail article				code colour		
0	6	3	6	0	x	x	x	x	x	x

• Cable glands PG

type	article number	cable Ø mm	mm	H mm	L mm	pcess	Lock nut (to be ordered separately)
PLIO-PE PG 7	0636 0101 xxx	3 - 6,5	15	24	8	100	0636 0001 xxx
PLIO-PE PG 9	0636 0102 xxx	4 - 8	19	28	8	50	0636 0002 xxx
PLIO-PE PG 11	0636 0103 xxx	5 - 10	22	29	8	50	0636 0003 xxx
PLIO-PE PG 13,5	0636 0105 xxx	6 - 12	24	29	9	50	0636 0004 xxx
PLIO-PE PG 16	0636 0107 xxx	10 - 14	27	33	9	50	0636 0005 xxx
PLIO-PE PG 21	0636 0109 xxx	13 - 18	33	38	11	25	0636 0006 xxx
PLIO-PE PG 29	0636 0111 xxx	18 - 25	42	41	11	20	0636 0007 xxx
PLIO-PE PG 36	0636 0112 xxx	22 - 32	53	51	13	10	0636 0008 xxx
PLIO-PE PG 42	0636 0113 xxx	30 - 38	60	53	13	5	0636 0009 xxx
PLIO-PE PG 48	0636 0114 xxx	34 - 44	65	55	14	5	0636 0010 xxx

• Cable glands metric

type	article number	cable Ø mm	mm	H mm	L mm	pcess	Lock nut (to be ordered separately)
PLIO-PE M12	0636 0120 xxx	3 - 6,5	15	24	15	100	0636 0020 xxx
PLIO-PE M16	0636 0121 xxx	5 - 10	22	29	15	50	0636 0021 xxx
PLIO-PE M20	0636 0122 xxx	6 - 12	24	29	15	50	0636 0022 xxx
PLIO-PE M25	0636 0125 xxx	13 - 18	33	38	15	25	0636 0023 xxx
PLIO-PE M32	0636 0127 xxx	18 - 25	42	41	18	20	0636 0024 xxx
PLIO-PE M40	0636 0128 xxx	22 - 32	53	51	18	10	0636 0025 xxx
PLIO-PE M50	0636 0129 xxx	30 - 38	60	53	18	5	0636 0026 xxx
PLIO-PE M63	0636 0130 xxx	34 - 44	70	55	18	5	0636 0027 xxx

page 13

page 13

General catalogue: page A8/2-03

General catalogue: page A8/2-03

PLIO-BC

Material: PA 6
Colour: grey
Temperature range: -20 to +100°C permanent
Specifications: EN 60423 (metric)
DIN 40430 (PG)

Applications : fast and simple closing of unused holes. Can be used in place of the gripping head of PLIO-PEC.

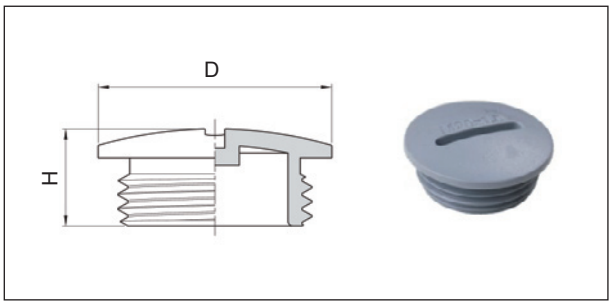

• Locking plugs with flange PG

type	article number	H mm	D mm	pces
PLIO-BC PG 7	0636 0201 013	8	15	100
PLIO-BC PG 9	0636 0202 013	8,2	19	100
PLIO-BC PG 11	0636 0203 013	8,5	22	100
PLIO-BC PG 13,5	0636 0204 013	8,5	25	100
PLIO-BC PG 16	0636 0205 013	8,5	27	100
PLIO-BC PG 21	0636 0206 013	12	33	50
PLIO-BC PG 29	0636 0207 013	11,3	44	20
PLIO-BC PG 36	0636 0208 013	14,3	55	10

• Locking plugs with flange metric

type	article number	H mm	D mm	pces
PLIO-BC M12	0636 0230 013	8,5	15	100
PLIO-BC M16	0636 0231 013	10	20	100
PLIO-BC M20	0636 0232 013	10	24	100
PLIO-BC M25	0636 0233 013	14	30	100
PLIO-BC M32	0636 0234 013	14	37	100
PLIO-BC M40	0636 0235 013	15	48	50

PLIO-PT

Material: PA 6
Colour: black
Temperature range: -20 to +100°C permanent

Applications: Used for a short time protection of holes before cabling.

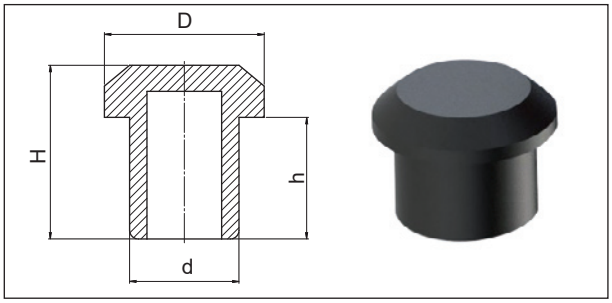

• Protector PG/metric

type	article number	d mm	h mm	D mm	H mm	pces
PLIO-PT PG 11/M16	0636 0210 010	9,8	9,7	13,5	13,5	100
PLIO-PT PG 13,5/M20	0636 0211 010	11,9	12,5	16	16	100
PLIO-PT PG 16	0636 0212 010	13,8	9,8	18	13,8	100
PLIO-PT PG 21/M25	0636 0213 010	17,7	10,7	21,9	15	50
PLIO-PT PG 29/M32	0636 0214 010	24,7	13,8	29	18,8	20
PLIO-PT PG 36/M40	0636 0215 010	31,8	15,5	36,8	21,7	10

Grommets DX,
in EPDM rubber

HELAVIA®

DX

Material: EPDM
Colours: black
Operating temperatures: -40 to +100°C
Tensile strength at break: > 8 MPa
Ultimate elongation: > 400 %
Dielectric strength: > 13 kV/mm

Applications: for all exits of panels, enclosures and housings of all types, etc. Owing to the closed cover, it is possible to use it as a temporary seal for a later wiring.In order to introduce the cable, the cover can be perforated for example with the help of a screwdriver.

type	article number	hole Ø	Ø de câbles	metal thickness	Ø A	Ø B	C	pces
		dimensions (mm)						
DX 10 - 15	0252 0603 010	25,5	10 - 15	1 - 4	31	29	26	100
DX 14 - 20	0252 0604 010	32,5	14 - 20	1 - 4	38	36	28	50

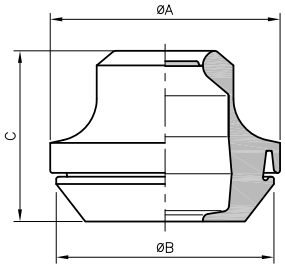

Assembly instruction

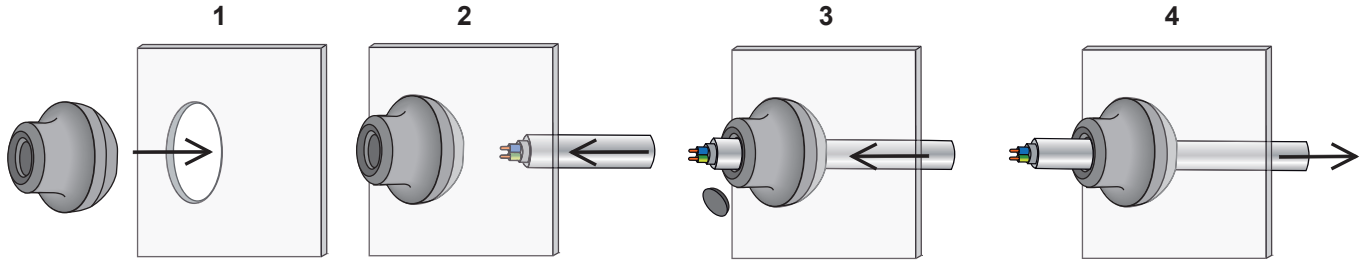

Code marker cards
with triangular strips Mylar
Electrical danger - Danger

SES-MARKERS®
Mylar

MYLAR

Material:	polyester
Adhesive:	permanent acrylic
Operating temperatures:	-40 to +150°C
Application temperature:	> +10°C
Adherence on inox:	5,20 N/cm
Flame resistance:	self-extinguished
Strip thickness:	60 µm
Standard colour:	yellow
Print colour:	black
Similar to the standards:	NFC 03-417 et IEC 417 DIN 40008/4844 - ISO 3864

Specifications: these labels, in laminated Mylar, have a very good adherence and offer a good resistance to the chemical agents and the atmospheric conditions.



type	article number	strip height mm	quantity strips/band	pce
MYLAR V-17 EL	0308 0091 004 ELE	16	20	1
MYLAR V-26 EL	0308 0092 004 ELE	24	12	1
MYLAR V-45 EL	0308 0093 004 ELE	42	7	1
MYLAR V-85 EL	0308 0094 004 ELE	80	3	1

V-17 EL

V-26 EL



V-45 EL



V-85 EL

Scale 1/1

type	article number	strip height mm	quantity strips/band	pce
MYLAR V-17 D	0308 0091 004 !	16	20	1
MYLAR V-26 D	0308 0092 004 !	24	12	1
MYLAR V-45 D	0308 0093 004 !	42	7	1
MYLAR V-85 D	0308 0094 004 !	80	3	1

V-17 D

V-26 D

V-45 D

V-85 D

Scale 1/1

Bilayer plates engraved and cut with LASER

PBC-LASER

PBC-LASER

Material: acrylic
Thickness: 1.6 mm (other thicknesses on request)
Operating temperatures: -40 to 80 °C
UV resistance: excellent
Specification: halogen-free

Application: customised marking for all types of applications. All shapes are possible as well as all types of content (letters, numbers, images, codes, etc.). The two-layer composition of the plates provides an impec-cable contrast for indelible marking, both indoors and outdoors. Suitable for public lighting, telecommunications, signage, railways etc.

Standard colour:

001	002	003	004	005	007	010	020	022
PBC	PBC	PBC	PBC	PBC	PBC	PBC	PBC	PBC
white	blue	green	yellow	orange	red	black	light blue	light green

Brushed metal colour::

IN	CU	OR
PBC	PBC	PBC
stainless steel	copper	gold

Other colours on request

type	article number without adhesive	article number with adhesive
PBC-Laser 16	0380 0100 xxx	0380 0110 xxx

Example for order

code group				detail article				code colour		
0	3	8	0	0	x	x	x	x	x	x

- **Data:** letters, numbers, images, drawings, QR-Code, barcode. Possibility of incrementing series.

ABCdef

123456

.ai, .dxf, .dwg, bmp, .jpg, .png, .eps, . pdf, .tif, ...

- **Form on request**

- **Fixing on demand** for fixing the plates with adhesive, cable ties, PLIO® strapping, rivets or screws.





- **Packaging:** in pre-cut sheets or in bulk. The sheets can be packaged in an order defined by the customer.

General catalogue:
page C12/1-01

General catalogue:
page C13/30-01



PLIOMARK-PRINT EOS5

Printer for strips, carriers, labels and foam strips

PLIOMARK-PRINT

RoHS

PLIOMARK-PRINT EOS5

Weight:	5 kg
Dimensions (H x W x D):	245 x 264 x 412 mm
Printing speed:	150 mm/sec.
Resolution:	300 dpi
PC Connectivity:	USB 2.0 Interface
Supported OS:	Windows 10 and earlier up to version 7
Delivered with:	1 power cable 1 USB cable 1 CD with Windows® driver and documentation

Applications: The EOS5 printer with software allows you to print on different media easily and quickly.

• PLIOMARK-PRINT EOS5 printer

type	article number	
PLIOMARK-PRINT EOS5 **Supplied with complete licence**	0317 0001 000	1

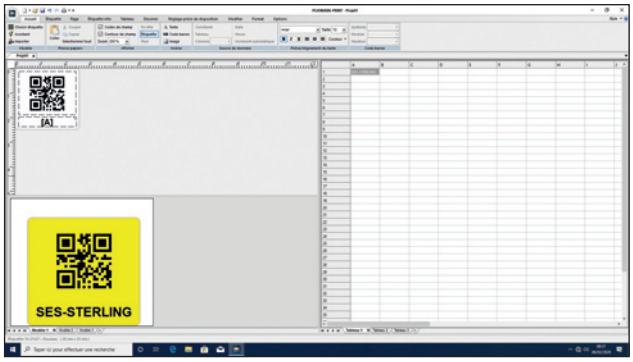

The complete licence allows :
- to adapt the text to be printed according to the selected product,
- to print barcodes, QR codes, logos, other images,
- to have a library of images containing symbols used in electrical engineering.

You can download

- the software:
www.ses-sterling.com, **Products** section, then **Software and Media**.

- the operating instructions:
www.ses-sterling.com, **Products** section, then **Catalogue, Documentation** and **Notices**.

• Ink ribbons - Scratch and abrasion resistant printing

type	article number	colour	adapted for	width mm	length m	roll
R71 55-360	0317 0101 010	black	TF	55	360	1
FTI-Y 60-360	0317 0103 010	black	TF - TA - PUR	60	360	1
FTI-Y 110-360	0317 0104 010	black	TF - TA - PUR	110	360	1
FTI-X 55-300	0317 0105 001	white	TF - PUR	55	300	1
FTI-X 60-300	0317 0106 010	black	FTT	60	300	1



Operating instruction in video

TA foam

Material: polyester foam
Adhesive: Acrylic
Operating temperature: -40 to +90°C
Specification: halogen free

Applications: designed for marking components in the industrial sector (panels, push buttons, ...), these adhesive consumables are an economical alternative to engraved plastic markings.



Colour :

001	097
white	silver

Example for order:

code group				detail article				code colour		
0	3	1	7	0	x	x	x	x	x	x

• Round cut labels TA foam

type	article number	width x length mm	quantity labels/roll	roll
TA 40-30 d.24	0317 0401 xxx	30 x 40 Ø 24	1000	1

• Bands TA foam

type	article number	width mm	quantity of meters/roll	roll
TA 15x20	0317 0501 xxx	15	20	1
TA 25x20	0317 0502 xxx	25	20	1
TA 50x20	0317 0503 xxx	50	20	1



• Labels TA foam

type	article number	width x length mm	quantity of labels/roll	roll
TA 13-7	0317 0601 001	7 x 13	1000	1
TA 22-22	0317 0602 001	22 x 22	1000	1
TA 27-15	0317 0603 xxx	15 x 27	1000	1
TA 27-27	0317 0604 xxx	27 x 27	1000	1
TA 35-15	0317 0605xxx	15 x 35	1000	1
TA 40-30	0317 0606 001	30 x 40	1000	1
TA 45-15	0317 0607 xxx	15 x 45	1000	1
TA 45-25	0317 0608 xxx	25 x 45	1000	1
TA 50-15	0317 0609 xxx	15 x 50	1000	1
TA 50-25	0317 0610 xxx	25 x 50	750	1
TA 60-30	0317 0611 xxx	30 x 60	500	1
TA 90-30	0317 0613 xxx	30 x 90	250	1
TA 90-45	0317 0614 xxx	45 x 90	250	1
TA 100-30	0317 0615 xxx	30 x 100	250	1
TA 100-50	0317 0616 xxx	50 x 100	250	1
TA 100-70	0317 0617 xxx	70 x 100	250	1



LETATWIN

Weight:	2,4 kg
Dimensions (W x L x H):	296 x 293 x 94 mm
Printing speed:	40 mm/s
Resolution:	300 dpi
Character sizes:	1,3 - 2 - 3 - 4 - 6 mm
Number of lines:	4 lines
PC connectivity:	USB 2.0 interface
Supported OS:	Windows 10, 8,1

Applications: The LETATWIN thermal transfer printer is suitable for many consumables. It is very handy and has a shock-resistant rubber keyboard and a backlit display. It can be used with AA LR6 rechargeable batteries (not supplied) or mains supply and connected to a PC for data transfer. A system for heating the profiles before printing allows for optimal marking results outdoors. Equipped with a complete pre-cutting and cutting system, the LETATWIN printer is easy and convenient to use.

• LETATWIN printer

type	article number	pce
LM-550A2	0378 0800 000	1

The printer is supplied in a hard case which includes a refillable ribbon case, two marking ribbons ((LM-IR50B and LM-IR50BP), a standard LM-HC340 knife, a USB cable and a power cable.

You can download

- the software:
www.ses-sterling.com, **Products** section, then **Software and Media**.

- the operating instructions:
www.ses-sterling.com, **Products** section, then **Catalogue, Documentation** and **Notices**.

• Refills for marking tapes

type	article number	colours	length m	for	rolls
LM-IR50B	0378 0802 010	black	110	all substrates except BX-P	2
LM-IR50W	0378 0803 001	white	70	all substrates	2
LM-IR50BP	0378 0803 010	black	110	heat shrink. sleeving BX-P	2

• Rechargeable tape case

type	article number	pces
LM-RC500	0378 0801 000	2

• Accessories

type		article number	for	pces
Blade	**LM-HC340**	0378 0805 000	standard	2
Blade	**LM-HC340M**	0378 0806 000	for profils M1P-M27/M37	1
Guide	**LM-TAB10**	0378 0807 000	for M1P-BAND 10	1

Adhesive labels LM-TP

Material: polyester
Adhesive acrylic
Operating temperatures: -30 to +90°C
Specification: halogen-free

HF

Colours:

001	004	~~011~~
white	yellow	transp.

type	article number	width mm	colour white m/roll	other colours m/roll	rolls
LM-TP505	0378 0810 ***	5	16	8	2
LM-TP509	0378 0820 ***	9	16	8	2
LM-TP512*	0378 0830 ***	12	16	8	2

* The 12 mm high labels are not available in transparent.

Band M1P-BAND10

Material: PE
Operating temperatures: -10 to +65°C
Specification: halogen-free

HF

Colours:

001	004
white	yellow

type	article number	width mm	m
M1P-BAND10	0378 0508 ***	10	15

*** For use with LM-TAB10 Guide, order separately.



PLIOFINE BX-P

Shrink ratio: 2:1

Material:	cross-linked Polyolefin
Operating temperatures:	-55 to +105°C
Shrink temperature:	+90°C
Specification:	EN45545-2 halogen-free

Colours:

001	004	010
white	yellow	black

before shrinking

after shrinking

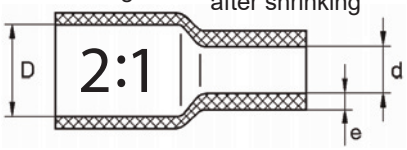

Example for order:

code group				detail article				code colour		
0	7	3	9	x	x	x	x	x	x	x

• Cardboard reel

type	article number	D mm	d mm	e mm	m
BX-P 240	0739 0423 ***	2,4	1,2	0,43	61
BX-P 320	0739 0424 ***	3,2	1,6	0,55	61
BX-P 480	0739 0425 ***	4,8	2,4	0,55	61
BX-P 640	0739 0426 ***	6,4	3,2	0,65	61

• Length of 1,22 m

					pce
BX-P 240	0739 0433 ***	2,4	1,2	0,43	1
BX-P 320	0739 0434 ***	3,2	1,6	0,55	1
BX-P 480	0739 0435 ***	4,8	2,4	0,55	1
BX-P 640	0739 0436 ***	6,4	3,2	0,65	1

The heat-shrinkable sleeving delivered in lengths is available in lengths or pack quantities (10 pieces).

SES-EV code marker sheet

Self adhesive, self protected EV strips unprinted

LASER printable

SES-EV
Quality EV

SES-EV

Material: PET

Operating temperatures: -40 to +125°C
Application temperatures: +10 to +40°C

Adhesive: acryl
Adhesion to steel: >3 N/cm

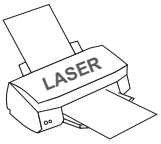

Strip thickness: 80 µm
Dimension of the sheet: A4 (210 x 297 mm)
Colours: white - yellow

Specification:
- Marking by laser printer.
- Self protection by foil strip.
- Resistant to oils and light solvents.



type	article number white 001	article number yellow 004	dimension of the strip A x C (mm)	maxi. Ø of the cable mm	printing surface A x B (mm)	quantity of strips/sheet	sheets
EV 25-35-64	0307 0100 001	0307 0100 004	25 x 35,5	7	25 x 12,7	64	10
EV 25-57-40	0307 0101 001	0307 0101 004	25 x 57	12	25 x 19	40	10
EV 25-95-24	0307 0102 001	0307 0102 004	25 x 95	21	25 x 25,4	24	10
EV 25-142-16	0307 0103 001	0307 0103 004	25 x 142	36	25 x 25,4	16	10
EV 34-95-18	0307 0104 001	0307 0104 004	34 x 95	21	34 x 25,4	18	10
EV 50-57-20	0307 0105 001	0307 0105 004	50 x 57	12	50 x 19	20	10
EV 50-95-12	0307 0106 001	0307 0106 004	50 x 95	21	50 x 25,4	12	10
EV 50-142-8	0307 0107 001	0307 0107 004	50 x 142	36	50 x 25,4	8	10

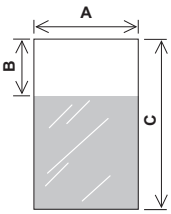



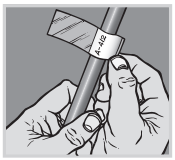

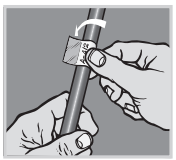

You can download the printing software PLIOMARK-PRINT for these labels on our web site: www.ses-sterling.com, choose **Products**, then **Software and Media**.

Free version for printing text only or full version (30-day trial) for printing text, image, logo, barcode and QR-code (full licence: item code 0317 0003 000).

PR

Material: EVA
Colours: transparent
Operating temperatures: -10 to +65°C
Specification: halogen free

Application: The design of these PR marker holders is such that the marking always remains straight, even if the cable is bent at the exit of the connection.
They have a ring rib for wires and cables from 1 to 9 mm Ø.

type	article number	Ø wire o.d. mm	for number max. of legends Type 150	Type 200	length L mm	pces
PR 30-17	0373 0910 000	1 - 3	6	8	17	100
PR 30-22	0373 0911 000	1 - 3	7	9	22	100
PR 50-17	0373 0912 000	2 - 5	6	8	17	100
PR 90-17	0373 0913 000	4 - 9	6	8	17	100

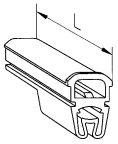

page 24

Labels for carriers
LASER printed

PLIOGRAPH PLUS

LMB

Material: PET
Standard colours: 1 side white - 1 side yellow
Operating temperatures: -40 to +125°C
Label thickness: 0,195 mm
Specification: halogen free
Application:
- printed on a LASER printer
- double sided printing: 1 side colour white and 1 side colour yellow

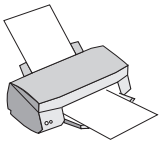



Type	article number	dimensions label (mm)	no. labels / card	size of the card	pces
LMB 30/4,6	0373 0100 000	30 x 4,6	48	A5	10

Label LMB allows a personalised marking of your cables on a LASER printer. It slips easily into all our carriers PLIOGRAPH PLUS thanks to its adapted form, and is maintained inside after installation and cut of the strip.





You can download the printing software PLIOMARK-PRINT for these labels on our web site: www.ses-sterling.com, choose **Products**, then **Software and Media**.

Free version for printing text only or full version (30-day trial) for printing text, image, logo, barcode and QR-code (full licence: item code 0317 0003 000).

14-1177

Material: PC/ASA
Colour: white
Operating temperatures: -20 to +60°C
Specification: halogen free

Application: The 14-1177 labels are mounted in the 18 mm long PLIOGRAPH-PLUS marker tubes (pages B5/3)

They can be marked with our indelible marker pens QUICK-MARKERS (page B1/7-01) or LASER engraved on request.



type	article number	designation	pces
14-1177	0378 0010 000	Label with 48 markers to print	20

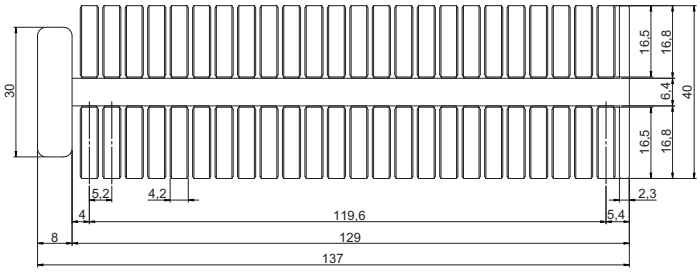

Laser LASER engraving in our workshops on request

page 23

General catalogue: page B1/7-01

page 19

B13/22: Licence Software PLIOMARK-PRINT V10.0

PLIO® printed carriers
LASER

PLIO® carriers

Material:	**PP** **flame resistant**
Operating temperatures:	-20 to +90°C
Flame resistance:	V0 UL94
Specifications :	halogen free (HF)

Applications: our carriers are designed to respond to the need for speed of application, retro-marking, larger diameter cables and other applications.

Laser engraving guarantees a high-quality marking that is resistant to abrasion and environmental influences.

• Types of carriers

type	article number	material	width mm
Carrier LASER PP 12 HF	0380 0070 000	PP	12
Carrier LASER PP 25 HF	0380 0080 000	PP	25

Length of the carrier: 200 mm maxi.

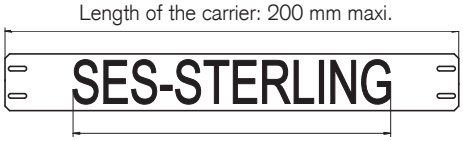

Print area: 140 mm max.

• Standard colours

Other colours upon request.

LASER carriers PP 12 HF

LASER carrier PP 25 HF



• Punching

Other punching upon request.

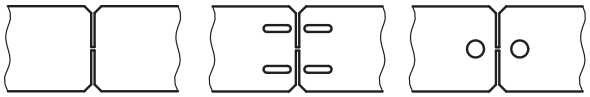

• **Packaging:** caterpillar, on adhesive cardboard or loose.

General catalogue:
page C12/1-01

Max. width of the cable ties: 7,6 mm.

PLIOGRIP

Material:	POM
Operating temperatures:	-40 to +90°C
Tensile strength at yield:	54 N/mm²
Elongation at break:	30 %
Elasticity:	2100 N//mm²
Dielectric strength:	28 kV/mm
Flame resistance:	HB UL94

Application: applied by clipping direct to wires and cables of sections 0,15 - 6 mm² before or after connection.



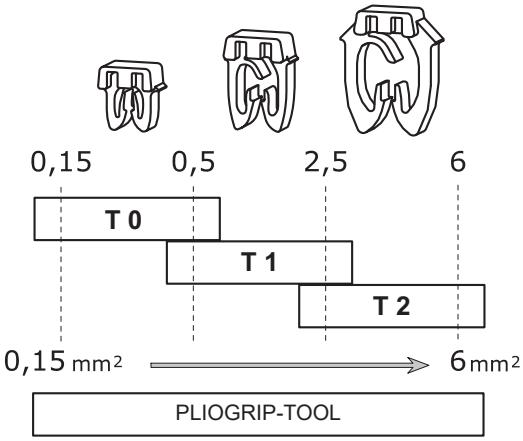

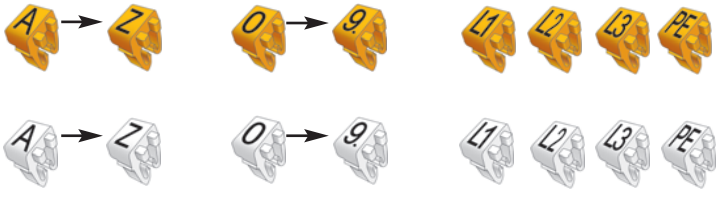





Other symbols upon request.

Assembly direction

Axial

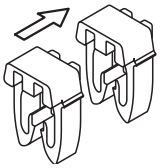

Radial

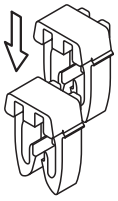

Range of use
Preservation by claw /
Preservation by blocking

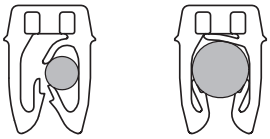

Same size of characters

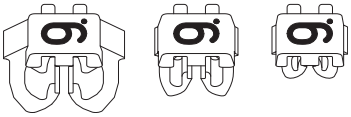

Operating instruction in video

Markers PLIOGRIP

Example for order:

code group	detail article	code colour	code marker
0376	0xxx	xxx	xxxx

T0	F	0376 0010 001 F
T1	⏚	0376 0011 004 TER
T2	3	0376 0022 005 3

detail article

type	artide number white / yellow *	artide number colours	mm	section mm²	numerical markers	alphabetical markers symbols and unprinted
T0	0376 0010 *** ***	0376 0020 *** ***	0,8 - 2,2	0,15 - 0,5	1000	300
T1	0376 0011 *** ***	0376 0021 *** ***	2,2 - 3,8	0,5 - 2,5	1000	300
T2	0376 0012 *** ***	0376 0022 *** ***	3,8 - 5,3	2,5 - 6	800	200

* Markers L1 L2 L3, PE are not available for models T1 and T2.

code colours

010	006	007	005	004	003	002	008	013	001
black	brown	red	orange	yellow	green	blue	violet	grey	white

code markers

A	A	0376 **** *** A
B	B	0376 **** *** B
C	C	0376 **** *** C
D	D	0376 **** *** D
E	E	0376 **** *** E
F	F	0376 **** *** F
G	G	0376 **** *** G
H	H	0376 **** *** H
I	I	0376 **** *** I
J	J	0376 **** *** J
K	K	0376 **** *** K
L	L	0376 **** *** L
M	M	0376 **** *** M
N	N	0376 **** *** N
O	O	0376 **** *** O
P	P	0376 **** *** P
Q	Q	0376 **** *** Q
R	R	0376 **** *** R
S	S	0376 **** *** S
T	T	0376 **** *** T
U	U	0376 **** *** U
V	V	0376 **** *** V
W	W	0376 **** *** W
X	X	0376 **** *** X
Y	Y	0376 **** *** Y
Z	Z	0376 **** *** Z

0	0	0376 **** *** 0
1	1	0376 **** *** 1
2	2	0376 **** *** 2
3	3	0376 **** *** 3
4	4	0376 **** *** 4
5	5	0376 **** *** 5
6.	6.	0376 **** *** 6
7	7	0376 **** *** 7
8	8	0376 **** *** 8
9.	9.	0376 **** *** 9

/	/	0376 **** *** /
.	.	0376 **** *** .
+	+	0376 **** *** +
–	–	0376 **** *** -
∼	∼	0376 **** *** ALT
⎓	⎓	0376 **** *** CRE
⏚	⏚	0376 **** *** TER
⏦	⏦	0376 **** *** TEP
⏥	⏥	0376 **** *** MAS
L1	L1	0376 **** *** L1
L2	L2	0376 **** *** L2
L3	L3	0376 **** *** L3
PE	PE	0376 **** *** PE

0	0376 **** 010 0
1	0376 **** 006 1
2	0376 **** 007 2
3	0376 **** 005 3
4	0376 **** 004 4
5	0376 **** 003 5
6.	0376 **** 002 6
7	0376 **** 008 7
8	0376 **** 013 8
9.	0376 **** 001 9

+	0376 **** 007 +
–	0376 **** 002 -

	0376 **** 010
	0376 **** 006
	0376 **** 007
	0376 **** 005
	0376 **** 004
	0376 **** 003
	0376 **** 002
	0376 **** 008
	0376 **** 013
	0376 **** 001

Box available with a European suspension hole.

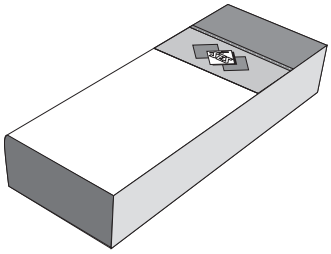

• Universal tool

Only one tool for 3 types of markers.

Ease of assembly of the markers per wand.

Ergonomics allowing the location of the cables on the top.

type	article number	pces
PLIOGRIP-TOOL	0376 0100 000	10

Box available with a European suspension hole.

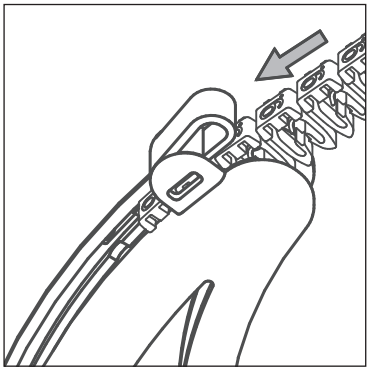

Ease of assembly

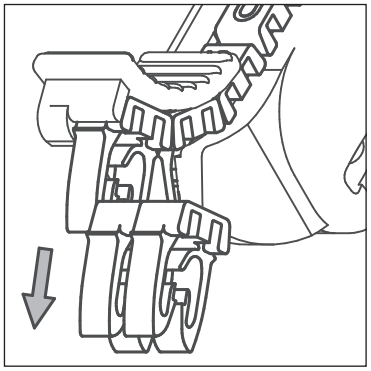

Radial assembly

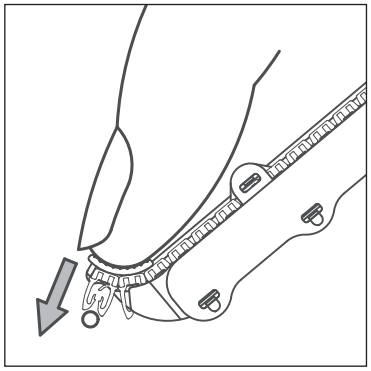

Ergonomics

PLIO SNAP +®

Material:	POM
Operating temperatures:	-40 to +90°C
Tensile strength:	45 MPa
Elongation at break:	40 %
Elasticity:	1800 MPa
Dielectric strength:	20 kV/mm
Flame resistance:	HB UL94

Application: marking of cables on connector block after connection, even in difficult places.







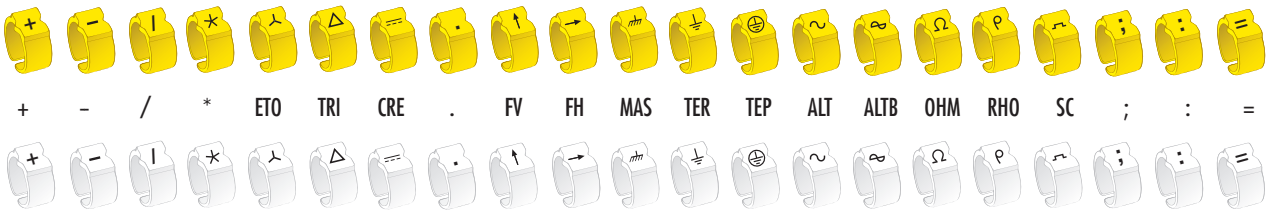

The mounting wands have a support so that when they are in an horizontal position the markings can be easily identified.

Due to chevrons on both sides the markers take up correct orientation.

PLIO SNAP +® markers grip the conductor tightly without the risk of damaging the insulation

Operating instruction in video

PLIO SNAP +® markers

Example for order:

code group	detail article	code colour	code marker
0374	0xxx	xxx	xxxx

PS-02	F	0374 0020 001 F
PS-06	⏚	0374 0040 001 TER
PS-12	3	0374 0460 005 3
PS-17		0374 0480 004

detail article

type	white wands	article number yellow wands	international code and unprinted markers	mm	mm²	wands	colours of the wands	markers
PS-00*	0374 0001 001 ***	0374 0101 004 ***	0374 0401 *** ***	0,85 - 1,1	optical fibre	10	black	300
PS-01*	0374 0010 001 ***	0374 0110 004 ***	0374 0410 *** ***	1 - 1,4	0,32	10	brown	300
PS-02*	0374 0020 001 ***	0374 0120 004 ***	0374 0420 *** ***	1,4 - 1,8	0,50	10	grey	300
PS-03	0374 0030 001 ***	0374 0130 004 ***	0374 0430 *** ***	1,9 - 2,6	0,75	10	green	300
PS-06	0374 0040 001 ***	0374 0140 004 ***	0374 0440 *** ***	2,6 - 3,5	1 - 1,5	10	red	300
PS-09	0374 0050 001 ***	0374 0150 004 ***	0374 0450 *** ***	3,2 - 4,5	2,5	12	blue	300
PS-12	0374 0060 001 ***	0374 0160 004 ***	0374 0460 *** ***	4,5 - 6	4 - 6	12	yellow	300
PS-15	0374 0070 001 ***	0374 0170 004 ***	0374 0470 *** ***	5,8 - 8,5	10 - 16	-	-	50
PS-17	0374 0080 001 ***	0374 0180 004 ***	0374 0480 *** ***	8,5 - 11,5	25	-	-	50
PS-21	0374 0090 001 ***	0374 0190 004 ***	0374 0490 *** ***	11 - 15,5	35	-	-	50
PS-24	0374 0100 001 ***	0374 0200 004 ***	0374 0500 *** ***	15 - 19	50 - 75	-	-	50

* Markers L1 L2 L3 are not available for models PS-00, PS-01 and PS-02.

code colours

010	006	007	005	004	003	002	008	013	001	015	098
black	brown	red	orange	yellow	green	blue	violet	grey	white	pink**	turquoise**

** Colours available only for PS-03 and PS-06.

code markers

A	A	0374 **** *** A
B	B	0374 **** *** B
C	C	0374 **** *** C
D	D	0374 **** *** D
E	E	0374 **** *** E
F	F	0374 **** *** F
G	G	0374 **** *** G
H	H	0374 **** *** H
I	I	0374 **** *** I
J	J	0374 **** *** J
K	K	0374 **** *** K
L	L	0374 **** *** L
M	M	0374 **** *** M
N	N	0374 **** *** N
O	O	0374 **** *** O
P	P	0374 **** *** P
Q	Q	0374 **** *** Q
R	R	0374 **** *** R
S	S	0374 **** *** S
T	T	0374 **** *** T
U	U	0374 **** *** U
V	V	0374 **** *** V
W	W	0374 **** *** W
X	X	0374 **** *** X
Y	Y	0374 **** *** Y
Z	Z	0374 **** *** Z

0	0	0374 **** *** 0
1	1	0374 **** *** 1
2	2	0374 **** *** 2
3	3	0374 **** *** 3
4	4	0374 **** *** 4
5	5	0374 **** *** 5
6.	6.	0374 **** *** 6
7	7	0374 **** *** 7
8	8	0374 **** *** 8
9.	9.	0374 **** *** 9
L1	L1	0374 **** *** L1
L2	L2	0374 **** *** L2
L3	L3	0374 **** *** L3
+	+	0374 **** *** +
–	–	0374 **** *** -

/	/	0374 **** *** /
*	*	0374 **** *** *
⅄	⅄	0374 **** *** ETO
△	△	0374 **** *** TRI
⚍	⚍	0374 **** *** CRE
.	.	0374 **** *** .
↑	↑	0374 **** *** FV
→	→	0374 **** *** FH
⫽	⫽	0374 **** *** MAS
⏚	⏚	0374 **** *** TER
⏚	⏚	0374 **** *** TEP
∿	∿	0374 **** *** ALT
∿	∿	0374 **** *** ALTB
Ω	Ω	0374 **** *** OHM
ρ	ρ	0374 **** *** RHO
⎍	⎍	0374 **** *** SC
;	;	0374 **** *** ;
:	:	0374 **** *** :
=	=	0374 **** *** =

0	0374 **** 010 0
1	0374 **** 006 1
2	0374 **** 007 2
3	0374 **** 005 3
4	0374 **** 004 4
5	0374 **** 003 5
6.	0374 **** 002 6
7	0374 **** 008 7
8	0374 **** 013 8
9.	0374 **** 001 9
+	0374 **** 007 +
–	0374 **** 002 -
	0374 **** 010
	0374 **** 006
	0374 **** 007
	0374 **** 005
	0374 **** 004
	0374 **** 003
	0374 **** 002
	0374 **** 008
	0374 **** 013
	0374 **** 001
	0374 **** 015
	0374 **** 098

• Wands for PLIO SNAP +® markers

Particularly recommended for the location of cables on connector block, the PLIO SNAP +® markers can easily be placed on cables very close to another thanks to their assembly into the axis of the cable.PLIO SNAP +® markers can be put in position easily by placing the conductor in the flared end of the wand and the marker can then be pushed with the thumb on to the conductor.

The mounting wands have a base support so that they can be placed and will stay in a horizontal position and markings can therefore be easily identified.

type	article number	colours of the wands	for markers	quantity of markers/wand	wands
PST-00	0374 0005 010	**black**	PS-00	30	5
PST-01	0374 0015 006	**brown**	PS-01	30	5
PST-02	0374 0025 013	**grey**	PS-02	30	5
PST-03	0374 0035 003	**green**	PS-03	30	5
PST-06	0374 0045 007	**red**	PS-06	30	5
PST-09	0374 0055 002	**blue**	PS-09	30	5
PST-12	0374 0065 004	**yellow**	PS-12	30	5
PST-15	0374 0075 006	**brown**	PS-15	20	5
PST-17	0374 0085 013	**grey**	PS-17	17	5
PST-21	0374 0095 013	**grey**	PS-21	14	2
PST-24	0374 0105 013	**grey**	PS-24	14	2

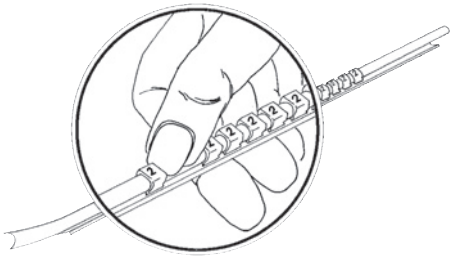

• Box for PLIO SNAP +® markers

type	article number	pce
PSE	0374 0800 000	1

• Board PLIO SNAP +®

This board allows fast arranging of PLIO SNAP +® wands.

type	article number	pce
PSV	0374 0814 000	1

Labels LFL

Material: PET
Temperatures of use: -40 to +125°C
Label thickness: 0,195 mm
Standard colours: white - yellow

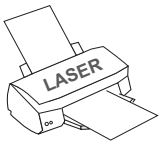

Applications:
- printable on a LASER printer,
- double sided printing: 1 side colour white and 1 side colour yellow.





type	article number	printing surface mm	no. of carriers per sheet	sheets
LFL 2H 9,9-26	0738 0400 000	9,9 x 26	42	10
LFL 2H 9,9-66	0738 0401 000	9,9 x 66	56	10

General catalogue:
page C12/1-01

Max. width of the cable ties: 4,8 mm.

Label holder PLIO CLICK
and LASER printable labels

Label holder PLIO CLICK

Material: EVA
Colour: white, blue, green, yellow, red, black
Operating temperatures: -20 to 65°C
Specifications: halogen free

Applications: The PLIO CLICK label holder can be closed without tools by simply pressing your thumb. An audible 'click' confirms that it is locked securely. It opens and closes without losing its characteristics: reusable, repositionable, label change, etc...

It is designed for the identification of cables in the telecommunications and IT fields, and for identifying CAT 6 and CAT 7 ethernet cables. It is the ideal accessory for temporary or permanent cable identification with the possibility of categorising the cables thanks to the different colours offered.

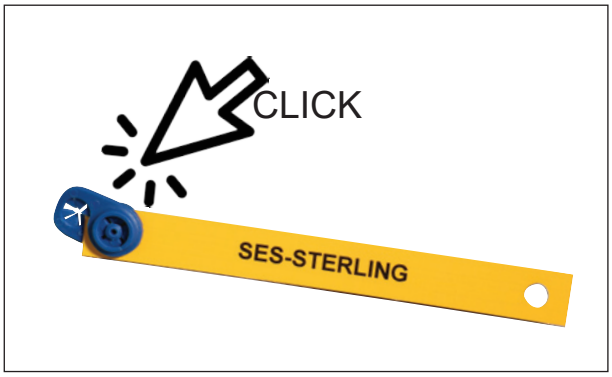

Example for order:

code group	detail article	code colour
0738	050x	xxx

Standard colours:

001	002	003	004	007	010
white	blue	green	yellow	red	black

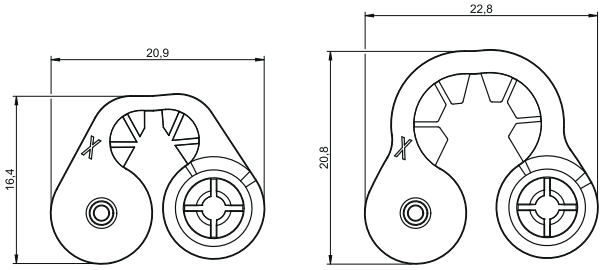

type	for cable-Ø (mm)	article number	pces
PLIO CLICK	2 - 4	0738 0500 ***	100
PLIO CLICK GT	4 - 6,6	0738 0501 ***	100

New

Label PLIO CLICK

Material: PET
Standard colours: white - yellow
Operating temperatures: -40 to +125°C
Label thickness: 0,195 mm
Specifications: halogen free

Applications: The labels are recommended for use with our PLIO CLICK label holders.
- can be printed on a LASER printer or marked with a pen.
- printable on both sides: 1 side in white and 1 side in yellow.

type	artile number	printing surface mm	quantity of labels per sheet A4	sheet
Label for PLIO CLICK	0738 0040 000	8 x 70	56	10



You can download the printing software PLIOMARK-PRINT for these labels on our web site:
www.ses-sterling.com, choose **Products**, then **Software and Media**.

Free version for printing text only or full version (30-day trial) for printing text, image, logo, barcode and QR-code
(full licence: item code 0317 0003 000).

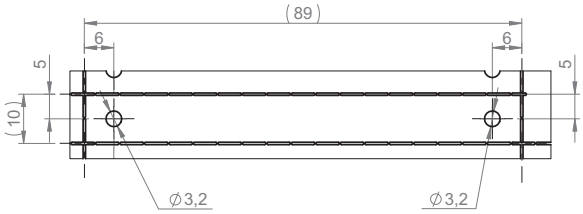

* Use the template LFL 2H 9.9/66 to print the PLIO CLICK labels.

General catalogue:
page B12/5-02

Cable tie BELTO®
with flat head

BELTO®

HF RoHS

BELTO®

Material:	PA 6.6 HT
Colour:	black
Operating temperature:	-40 to +110°C +180°C short-term
Serrations:	external
Flame resistance:	V2 UL94
Specifications:	halogen free EN 45545-2

Application: BELTO's flat, patented fixing head is suitable for any application where the space requirement of cable harnesses must be reduced. It integrates perfectly into the volume of the wiring harness. These cable ties are equipped with a pre-assembly system allowing closing and re-opening until final tightening. No risk of damage to cables, installations and users.



• BELTO® HT (for high temperatures)

type	article number black	dimensions length x width mm	maxi. bundle Ø mm	tensile strength daN	pces
BELTO® HT **100/25**	0122 2100 010	100 x 2,5	21	8	100
BELTO® HT **150/25**	0122 2150 010	150 x 2,5	38	8	100
BELTO® HT **200/25**	0122 2200 010	200 x 2,5	50	8	100
BELTO® HT **225/46**	0122 2225 010	225 x 4,6	55	22	100
BELTO® HT **300/46**	0122 2300 010	300 x 4,6	80	22	100
BELTO® HT **400/46**	0122 2400 010	400 x 4,6	110	22	100

New



Bag available with a European suspension hole.

General catalogue:
page C16/1-01

General catalogue:
page C16/1-02

Operating instruction in video

Snap-in SES-QUICK cable ties
inside serrations
in PA 6.6

SES-QUICK

HF RoHS

type	article number	dimensions length x width mm	maximum bundle Ø maxi. (mm)	tensile strength mini. (daN)	bore Ø mm	wall thickness mm	pces
R snap-in cable ties (-40 to +85°C)							
in natural Polyamide 6.6							
150/33R-C	0186 0760 018	155 x 3,3	32	13	5 - 5,5	2,8	100
200/46R-C	0186 0770 018	200 x 4,6	46	22	6 - 6,5	3,6	100
RB snap-in cable ties (-40 to +85°C)							
in natural Polyamide 6.6 - head with support cradle							
200/47RB-C	0186 0365 018	210 x 4,7	48	22	6 - 6,4	1 ... 2,7	100
RA snap-in cable ties (-40 to +85°C)							
releasable, in natural Polyamide 6.6 - head with support cradle							
200/47RA-C	0186 0361 018	210 x 4,7	48	22	6 - 6,4	1 ... 2,7	100
RA HT snap-in cable ties (-40 to +110°C)							
releasable, in black Polyamide 6.6, resistant to UV radiation							
200/47RA HT-C	0186 0363 010	210 x 4,7	48	22	6 - 6,4	1 ... 2,7	100



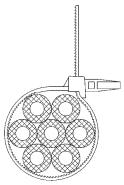

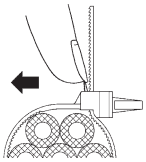

• Push-in rivet base K in PA 6.6

type	article number	bore Ø B (mm)	plate thickness C (mm)	max. side length D (mm)	width E (mm)	pces
For cable ties up to 3,8 mm wide (A)						
K50-27 black	0186 0934 010	5 - 5,4	0,8 - 2,7	18,5	7	100
K50-27 natural	0186 0934 018	5 - 5,4	0,8 - 2,7	18,5	7	100
K50-36 black	0186 0933 010	5 - 5,4	1 - 3,6	20,5	7	100
K50-36 natural	0186 0933 018	5 - 5,4	1 - 3,6	20,5	7	100
For cable ties up to 4,8 mm wide (A)						
K60-27 black	0186 0932 010	6 - 6,4	0,8 - 2,7	22	9,5	100
K60-27 natural	0186 0932 018	6 - 6,4	0,8 - 2,7	22	9,5	100
K60-36 black	0186 0931 010	6 - 6,4	1 - 3,6	23,5	9,5	100
K60-36 natural	0186 0931 018	6 - 6,4	1 - 3,6	23,5	9,5	100

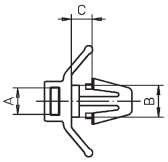

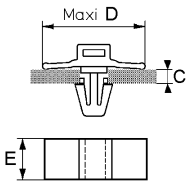

Cable tie SES-QUICK SL-V0 (AF)
flame resistant
halogen free, red phosphorus free

SES-QUICK

HF RoHS

SES-QUICK SL-V0 (AF)

Material: polyamide 6
flame resistant, halogen free

Colour: white - black

Serrations: inside

Operating temperatures: -40 to +100°C

Melting point: +220°C

Flame resistance: V0 UL94

Specifications: material approved according to the standard fire-smoke EN 45545

Application: cable ties adapted for fixing beams and flexible cables. Their inside serrations ensure efficient maintenance of cables.

Recommended in applications requiring high fire resistance and self-extinguishing materials (eg. Rolling material, aerospace, rail, tunnel, ...). Flame retardant system halogen and red phosphorus free which emit toxic gases under fire.

type	article number white	article number black	dimensions length x width mm	maxi. bundle Ø mm	mini tensile strength daN	pces	
100/25 SL V0-C (AF)	0186 0342 001	0186 0342 010	100 x 2,5	20	8	100	
150/26 SL V0-C (AF)	0186 0025 001	0186 0025 010	150 x 2,6	40	8	100	
200/26 SL V0-C (AF)	0186 0612 001	0186 0612 010	200 x 2,6	50	8	100	
145/34 SL V0-C (AF)	0186 0032 001	0186 0032 010	145 x 3,4	35	13	100	
210/34 SL V0-C (AF)	0186 0625 001	0186 0625 010	210 x 3,4	55	13	100	
185/46 SL V0-C (AF)	0186 0339 001	0186 0339 010	185 x 4,6	47	22	100	
300/46 SL V0-C (AF)	0186 0637 001	0186 0637 010	300 x 4,6	76	22	100	
380/47 SL V0-C (AF)	0186 0341 001	0186 0341 010	380 x 4,7	109	22	100	
365/76 SL V0-C (AF)	0186 0065 001	0186 0065 010	365 x 7,6	100	53	100	

Bag available with a European suspension hole.

General catalogue:
page C16/1-01

General catalogue:
page C16/1-02

SES-TW twist ties
for indoor use

SES-TW

Material: polyamide 6.6
Colour: natural
Operating temperatures: -40 to +85°C
Ultimate elongation: 40 %
Flame resistance: V2 UL94
Dielectric strength: > 23 kV/mm

Application: twist cable ties for quick assembly for indoor use.



• Twist cable ties

type	article number	dimensions (mm) ØA	B	binding Ø	pces
TW-4 natural	0186 0943 018	5,2	21	4,5	100
TW-10 natural	0186 0941 018	8,6	26	7,6	100
TW-12 natural	0186 0940 018	12	30	11	100
TW-14 natural	0186 0945 018	15	35,1	14	100
TW-20 natural	0186 0942 018	20	39,5	18	100

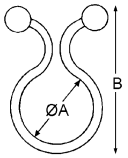

• Twist cable tie with rivet

type	article number	dimensions (mm) ØA	B	C	bore Ø	pces
TW-R-10 natural	0186 0946 018	11	31	10	4,8	100

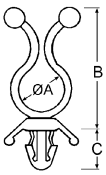

SES-WRAP cable ties and bands
Plastic tie - self fastening

SES-WRAP

Material: hooks: PP
strap: PA

Operating temperatures: -20 to +105°C

Specification: halogen free

Application: Use for fixing delicate cables, cable organisation.
Adjustable and reusable self-gripping bands and cable ties.



• SES-WRAP cables ties

Standard colours:

001	002	003	004	007	010
white	blue	green	yellow	red	black

Example for order:

code group				detail article					code colour		
0	8	2	1	x	x	x	x	x	x	x	x

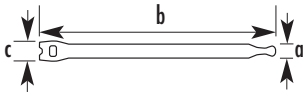

type	article number	dimensions a x b mm	width of the head c (mm)	pces
SES-WRAP 20x150	0821 0020 ***	13 x 150	20	60
SES-WRAP 20x200	0821 0021 ***	13 x 200	20	50
SES-WRAP 20x330	0821 0022 ***	13 x 330	20	30

• SES-WRAP self fastening band

Standard colours:

010
black

type	article number	width (mm)	m
SES-WRAP TAPE 10	0821 1010 010	10	25
SES-WRAP TAPE 20	0821 1020 010	20	25

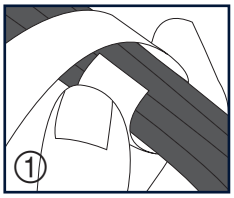

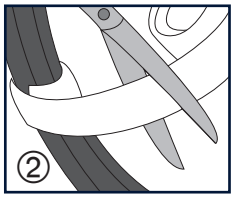

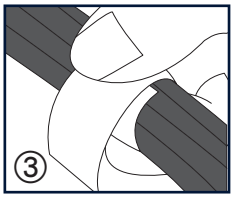

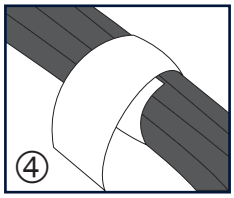

Bag available with a European suspension hole.

For black inkjet printing on SES-WRAP cable ties, please consult us.

SES-CX

Material:	polyamide 6
Colour:	black
Operating temperatures:	-40 à +130°C
Tensile strength at break:	45 MPa
Flame resistance:	V2 UL94
Dielectric strength:	60 kV/mm
Resistance:	to ageing, ozone, UV radiation and corrosion.

Applications: SES-CX moulded "P" clips can clamp a wide range of cable diameters as they are equipped with adjustable slots.

type	article number	clamping Ø mm	pces
CX-6	0114 0001 010	4,5 - 6,5	100
CX-9	0114 0002 010	6 - 9	100
CX-13	0114 0003 010	7,5 - 13	100
CX-21	0114 0004 010	13 - 21	100
CX-28	0114 0005 010	21 - 28	100
CX-35	0114 0006 010	28 - 35	100

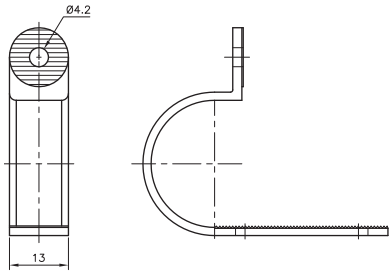

SES-CV / SES-CN

	SES-CV	SES-CN
Materials:	hard-PVC	polyamide 6
Colours:	grey	black
Operating temperatures:	-20 to +65°C	-40 to +130°C
Flame resistance	V0 UL94	HB UL94
Dielectric strength:	35 kV/mm	60 kV/mm
Résistance:	to ageing, ozone, UV radiation and corrosion.	

Applications: preformed clips for everyday use for cables or bundles.

type	article number 010	int. Ø D (mm)	width L (mm)	hole Ø d (mm)	pces
CN 3	0120 0001 010	3	7	3	100
CN 5	0120 0002 010	5	7	3	100
CN 6	0120 0003 010	6	7	3	100
CN 7	0120 0004 010	7	12	5	100
CN 8	0120 0005 010	8	12	5	100
CN 9	0120 0006 010	9	12	5	100
CN 10	0120 0007 010	10	12	5	100
CN 12	0120 0008 010	12	12	5	100
CN 14	0120 0009 010	14	12	5	100
CN 16	0120 0010 010	16	12	5	100
CN 18	0120 0011 010	18	12	5	100
CN 20	0120 0012 010	20	12	5	100
CN 22	0120 0013 010	22	12	5	100
CN 24	0120 0014 010	24	12	5	100
CN 26	0120 0015 010	26	12	5	100
CN 28	0120 0016 010	28	12	5	100
CN 30	0120 0017 010	30	12	5	50
CN 34	0120 0018 010	34	12	5	50
CN 38	0120 0019 010	38	16	5	50
CN 42	0120 0020 010	42	16	5	50
CN 46	0120 0021 010	46	16	5	50
CN 50	0120 0022 010	50	16	5	50

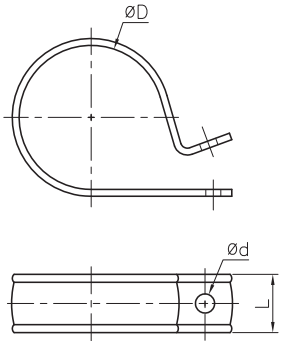

General catalogue:
page C10/30



Tie cradle TM

Material: polyamide 6.6
Colours: natural - black
Operating temperatures: -40 to +85°C
Flame resistance: V2 UL94

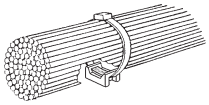



type	article number natural	article number black	dimensions (mm) A	B	C	for cable ties max. width mm	fixing by screw Ø mm	pces
TM-2S6	0186 0925 018	0186 0925 010	6,9	9,5	14,9	4,7	3,5	100
TM-2S8	0186 0926 018	0186 0926 010	6,9	9,5	14,9	4,7	4,3	100
TM-3S8	0186 0930 018	0186 0930 010	9,7	15,9	22,2	9	4	100
TM-3S10	0186 0530 018	0186 0530 010	9,7	15,9	22,2	9	4,5	100

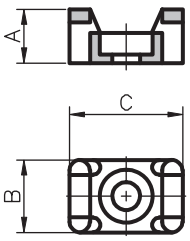

Please contact us.

GN-HF-A6/4

Material:	PC/ABS
Colour:	light grey RAL7035
Operating temperatures:	-25 to +90°C
Volume resistivity:	10^{15} Ω.cm
Dielectric strength:	35kV/mm
Flame resistance:	V0 UL94
Specifications:	EN 45545-2 halogen free
Standard length:	2 meters
Double sided adhesive:	upon request
Minimum delivery:	1 complete pack (with lids)

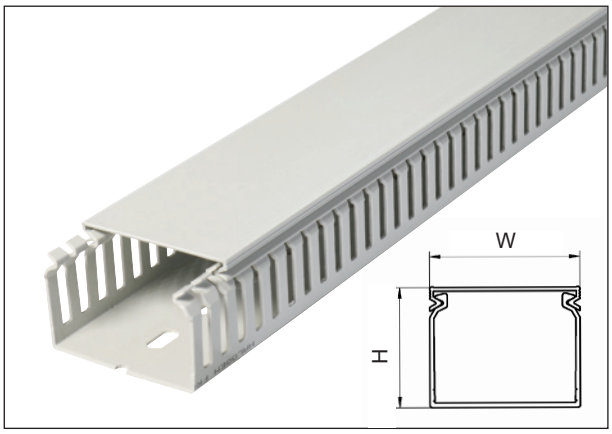

type	trunking (2 m) art. no.	m	ext. dimensions H mm	ext. dimensions L mm	filling capacity no. of cables (2.5 mm²) per per trunking	filling capacity weight per metre g/m	lids (alone) art. no.	m
GN-HF-A6/4 30 x 30	0850 0133 025	48	30	30	21	644	0850 0505 025	24
GN-HF-A6/4 40 x 25	0850 0141 025	48	40	25	23	698	0850 0500 025	48
GN-HF-A6/4 40 x 40	0850 0142 025	32	40	40	42	1253	0850 0510 025	24
GN-HF-A6/4 40 x 60	0850 0143 025	24	40	60	66	1992	0850 0520 025	24
GN-HF-A6/4 40 x 80	0850 0144 025	24	40	80	91	2732	0850 0530 025	24
GN-HF-A6/4 60 x 25	0850 0151 025	48	60	25	36	1074	0850 0500 025	48
GN-HF-A6/4 60 x 40	0850 0152 025	32	60	40	64	1925	0850 0510 025	24
GN-HF-A6/4 60 x 60	0850 0153 025	24	60	60	102	3060	0850 0520 025	24
GN-HF-A6/4 60 x 80	0850 0154 025	16	60	80	140	4195	0850 0530 025	24
GN-HF-A6/4 80 x 25	0850 0161 025	24	80	25	48	1435	0850 0500 025	48
GN-HF-A6/4 80 x 40	0850 0162 025	24	80	40	86	2586	0850 0510 025	24
GN-HF-A6/4 80 x 60	0850 0163 025	24	80	60	137	4120	0850 0520 025	24
GN-HF-A6/4 80 x 80	0850 0164 025	16	80	80	188	5655	0850 0530 025	24
GN-HF-A6/4 80 x100	0850 0165 025	12	80	100	240	7189	0850 0540 025	12
GN-HF-A6/4 100 x 30	0850 0170 025	32	100	30	75	2262	0850 0505 025	24
GN-HF-A6/4 100 x 60	0850 0172 025	16	100	60	129	3866	0850 0520 025	24

General catalogue: page **C3/1-01** **C3/1-02** **C3/5-01** **C3/5-02** **D4/6-01**



GMF - FXD

Material: polypropylene, quality flame resistant

Color: light grey RAL 7035

Operating temperatures: -40 to +70°C (fixing with screw)
-40 to +60°C (fixing with adhesive tape)

Specification: V2 UL94
halogen-free

Application: PLIOFLEX is a flexible cable trunking system for use in control panels, distribution boards, or in difficult to reach areas.

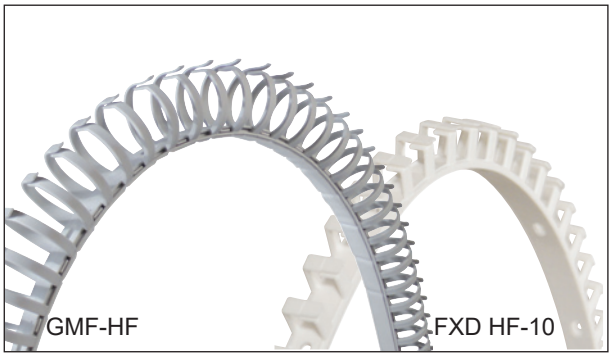

type	article number	boxes pce	type	article number	packs pce	H mm	L mm	D mm
without adhesive tape (in lengths of 50 cm)								
FXD HF-10	0588 0010 001	100				13,5	11	-
GMF HF-20	0847 0020 013	60	**GMF HF-20 SB**	0847 0025 013	2	24	23	19
GMF HF-30	0847 0030 013	36	**GMF HF-30 SB**	0847 0035 013	2	35	33	28
GMF HF-40	0847 0040 013	24				46	44	37
with adhesive tape (in lengths of 50 cm)								
GMF HF-20T	0847 0120 013	60	**GMF HF-20T SB**	0847 0125 013	2	24	23	19
GMF HF-30T	0847 0130 013	36	**GMF HF-30T SB**	0847 0135 013	2	35	33	28
GMF HF-40T	0847 0140 013	24				46	44	37

Bag available with a European suspension hole.

Two or several lengths can be joined by snapping the ends together.

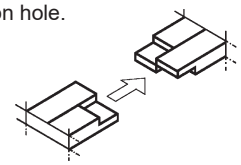

Bag with 2 pces

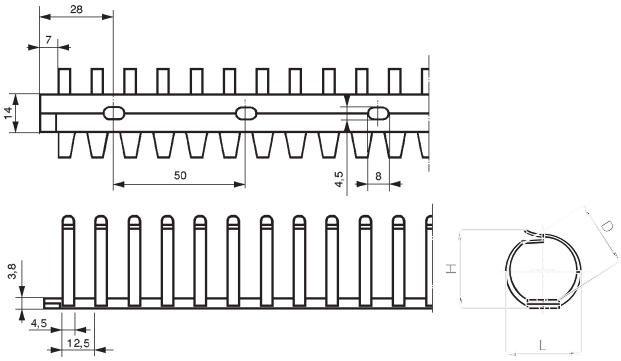

Round form: GMF

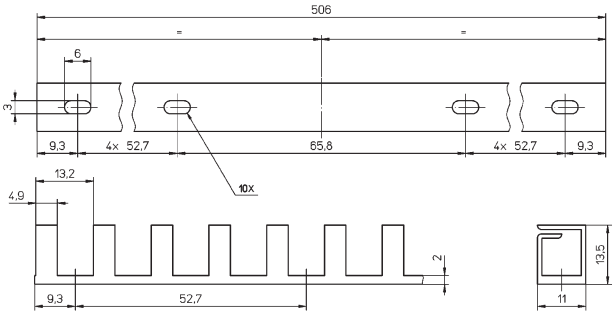

Square form: FXD

Application:
- Attach the cable trunking - webs turned upwards, connect one cable end and laterally insert the cable up to the requested branch point, connect the opposite cable end.
- We recommend the PLIOZIP 20/25 tool for the inserting of cables.
- We also recommend SES-marker rings for the identification of your cables.



Attachment:
- With screws, using the DIN standard base punching.
  Recommended screws:
  GMF - M4 with cheese head DIN 84 A and washer or M4 with cheese head DIN 85 A and washer;
  FXD - M3 with cheese head DIN 85 A and washer or M3 with cheese head DIN 85 A and washer.
- By the adhesive on the T type using a smooth, dry, clean and degreased surface (do not touch the adhesive). The assembly temperature must be above 10°C.

PLIOCATCH 1U-W / 2U-W

Material: PA
Colour: black
Operating temperatures: -40 to +85°C
Fire resistance : V2 UL94
Application: The PLIOCATCH 1U-W and 2U-W cable guides have been developed for network applications. Their widths meet the standards of 19" racks and are suitable for 1U and 2U strips. These rings are designed to hold the various cables, jumpers or conductors and facilitate the frontal or lateral engagement or withdrawal of the conductors while maintaining a good hold.

They can also be mounted on other uprights and square hole profiles. Both models are equipped with an innovative W-clip and can be mounted in 11 x 11 mm to 13 x 13 mm holes with a maximum sheet thickness of 1.7 mm.

type	article number		pces
1U-W	0190 0703 010	Width for strip « 1U »	10
2U-W	0190 0704 010	Width for strip « 2U »	10

1U-W

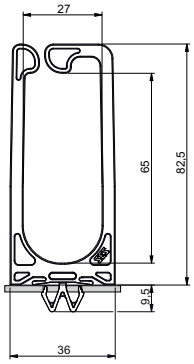

2U-W

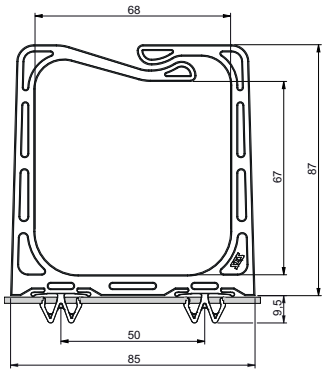

PLIOCATCH with screw

Material : PA
Colours: natural - black
Operating temperatures: -40 to +85°C
Flame resistance: V2 UL94
Application: fixing system with screw for machines or electrical cabinet. The range includes 5 models in two colours to meet different constraints. These cable locks allow the addition or the removal of cables for a small footprint.



type	code article natural (NL)	code article black (BK)	pces
TE-V350	0190 0111 018	0190 0111 010	100
OM-V150	0190 0211 018	0190 0211 010	100
MU-V200	0190 0311 018	0190 0311 010	100
MU-V800	0190 0511 018	0190 0511 010	100
GA-V200	0190 0411 018	0190 0411 010	100

New

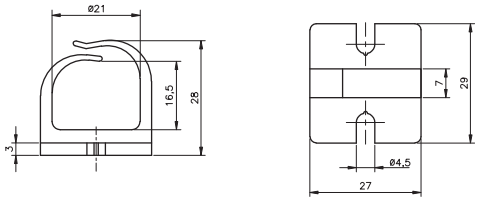

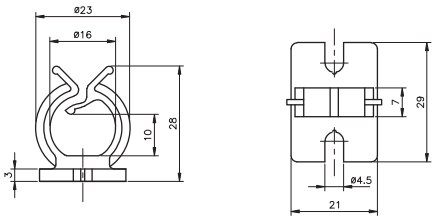

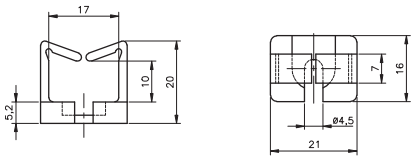

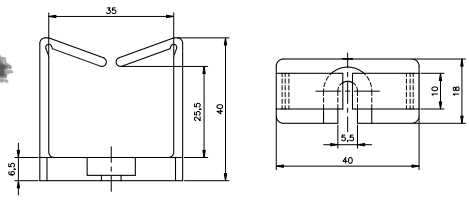

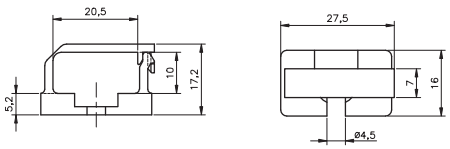

PLIOCATCH with clip

Material : PA
Colours: natural - black
Operating temperatures: -40 to +85°C
Flame resistance: V2 UL94
Application: The PLIOCATCH with clip is used on support grid or DIN rail. It allows to maintain cables while offering quick and easy wiring. Whether it is provisional (for wiring) or permanent to maintain cables, PLIOCATCH PI will adapt to any application in a box or cabinet.



type	article number natural (NL)	article number black (BK)	pces
PI-D1100	0190 0531 018	0190 0531 010	100

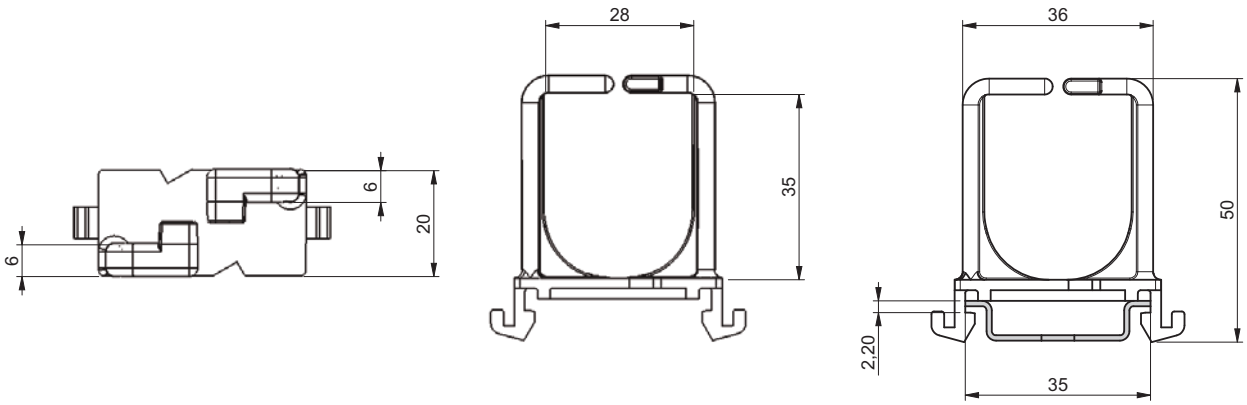

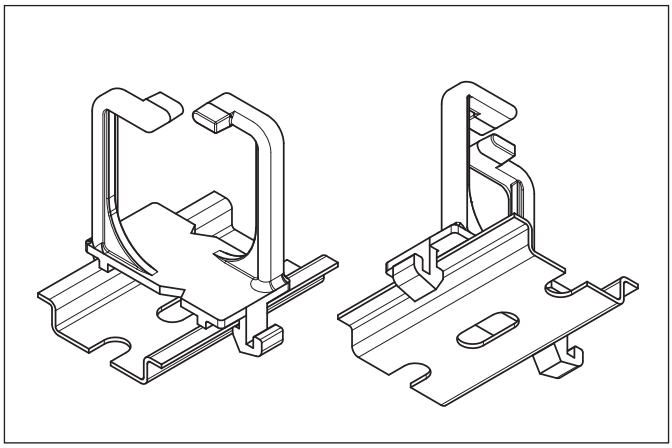



PLIOCATCH DELTA

Material: PA
Colour: grey
Operating temperatures: -40 to +85°C
Flame resistance: V2 UL94

Application: The PLIOCATCH DELTA are recommended for the horizontal passage of cables from the back or front of the modular elements mounted on a double profile DIN or a rail DIN OMEGA.
4 configurations are possible:
- On a double profile DIN: DELTA M front or rear
- On a rail DIN OMEGA: DELTA M front and DELTA L rear on the oblong hole 6.2 x 15 mm

The position of the opening for insertion or withdrawal of cable is directly below the apparatus allowing easy wiring. Capacity equivalent to a cable trunking of 60x40 mm, but with a smaller footprint to ensure the cables routing even when the space between the rows of equipment is low.



type	article number	
DELTA L	0190 0601 013	10
DELTA M	0190 0602 013	10

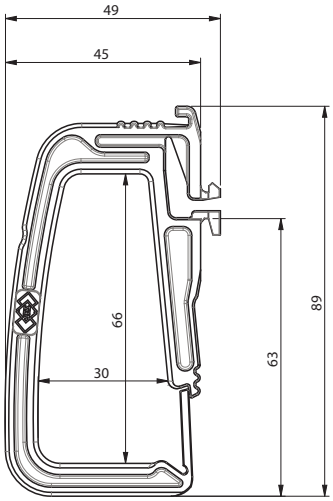

DELTA **L**
0190 0601 013

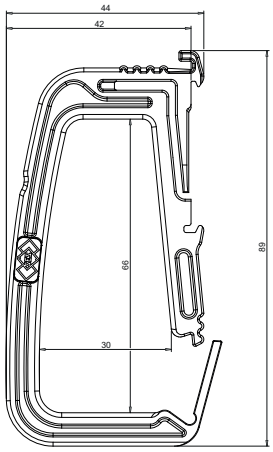

DELTA **M**
0190 0602 013

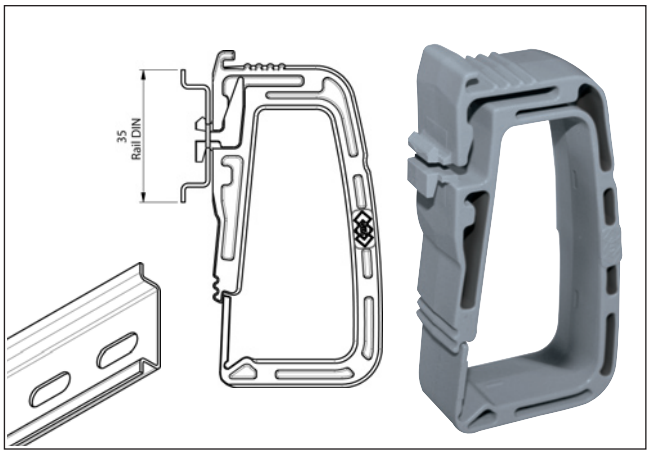

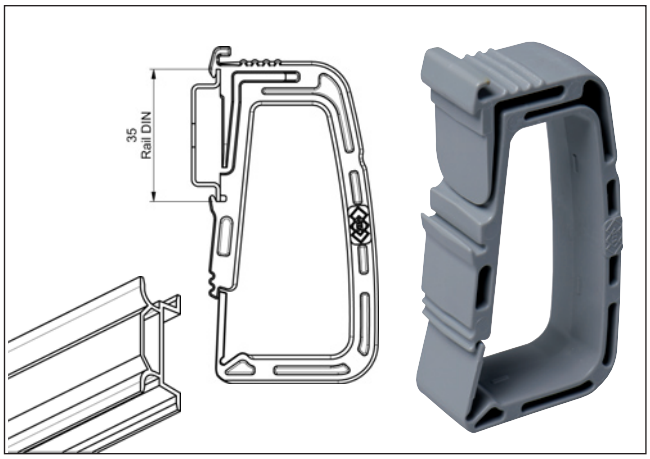

SES-JOKARI CAT 1

for data cables

Material blades: titanium nitride treated steel
Material handles: polyamide (PA)
Capacity: cables Ø 4,5 to 10 mm
Weight: 22 g
Length: 100 mm
Specifications: for data cable with PVC insulation and foil shield. **Transversal** cut.
Stripping in 2 steps: 1) external insulation. 2) strip.

type	art. no.	unschieting Ø mm	pce
SES-JOKARI CAT 1	0534 0041 000	4,5 → 10	1

SES-JOKARI FIBRE STRIP LC

for optical fibre

Material blades: treated steel
Material handles: polyamide (PA)
Capacity: cables Ø 8,2 mm
Weight: 43 g
Length: 125 mm
Spécifications: optical fibre cable (24x mono-mode). Bi-lateral **longitudinal** section.

type	art. no.	unschieting Ø mm	pce
SES-JOKARI FIBRE STRIP LC	0534 0042 000	8,2	1

SES-STERLING®
www.ses-sterling.com

All around the cable

WORKING WITH SES-STERLING

We at SES-STERLING take pride in the fact that since our family enterprise was created in 1928, we have managed to grow it into an internationally renowned cable accessories manufacturer that can guarantee fast worldwide delivery to its clients. We're considered as a forerunner in the transformation of raw materials into electrical wiring accessories mainly thanks to the fact that we manage and control the whole production process from A to Z. We can therefore guarantee you top quality and innovative products that are 100% "Made in France".

A strong research culture makes sure the cable protection, marking and fixing products manufactured by SES-STERLING are manufactured to fulfil the needs of all our customers. With more than 26000 product references our catalogue will be able to provide trusted products of any type our clients are seeking offering the best balance between price and quality, without having to compromise on creativity. What you really need is a continuous availability, fast delivery, sufficient stocks and efficient distribution. Thanks to these elements we are able to offer first-class responsiveness, troubleshooting and support for our partners.

Our specialised team of research and development engineers work all year round to be sure that the most effective raw material mixes are used in our products so that the end user will sleep soundly whenever completing a project. All products are constantly adapted for ease of use in the field.

The SES STERLING commercial and technical teams aim to be as close as possible to our all important clients with offices in Switzerland, Belgium, Germany and the United Kingdom. And thanks to our extensive partner network in 50 countries around the world we can offer our quality products to you in the time scale required. Our teams are always ready to listen to your feedback, suggestions and questions. Local contact is the key factor, not only can we respond to your needs, but we aim to fulfil them whenever they arise.

afaq ISO 9001 Qualité AFNOR CERTIFICATION